

## Red Class – Home Learning – w.b. 6<sup>th</sup> July 2020

Dear Parents / Carers,

Thank you to those of you who have sent photos of home learning and other activities to the red class email address. Please keep them coming! If you are still working from home, please find the home learning activities below. If you have any questions about the work please send me an email with your query. Our topic this half term is 'hot and cold places' which links together some of the learning in the afternoons.

Make sure you use the following link to continue to use Twinkl resources for free from now on:

<https://www.twinkl.co.uk/home-learning-hub>

Stay safe,

Miss Brand

Task	Phonics	English	Maths	Topic
1	<p>This week we would like you to recap on the alternative graphemes for the 'ee' sound (as in 'feet') – 'ea' (as in 'bead'), 'ey' (as in 'key') and 'e-e' (as in 'even'),</p> <p>Log onto: <a href="https://new.phonicsplay.co.uk/">https://new.phonicsplay.co.uk/</a></p> <p>Using the log in details below:</p> <p>Username: march20 Password: home</p> <p>Click on resources, then choose the 'picnic on pluto' game. The 'ee' grapheme is within phase 3, the other three graphemes are within the phase 5 section.</p>	<p>Look at the animal pictures on page 7 of this document. They are all from the story 'We all went on safari'. Write some sentences to describe the animals. Remember to use some different describing words.</p> <p><b>Challenge: Can you write an AA sentence about one of the animals? E.g. There is a small, wrinkly hippo.</b></p>	<p>Recognising coins</p> <p>Have a go at the activities on page 9 of this document. You could use some coins at home to help you recognise the coin pictures.</p> <p><b>Challenge: If you have some play coins at home you could set up your own shop to role play with.</b></p>	<p>Geography</p> <p>We have been learning lots about hot and cold places this half term. Imagine you could go to either the North Pole or Kenya. Which would you choose and why? Write your answer on the hot air balloon on page 14 of this document. Where would you choose to go? Why? Who would go with you? What would you expect to see? What might it be like?</p> <p><b>Challenge: Draw a picture of yourself in your chosen location. What would you be doing? Who would go with you?</b></p>

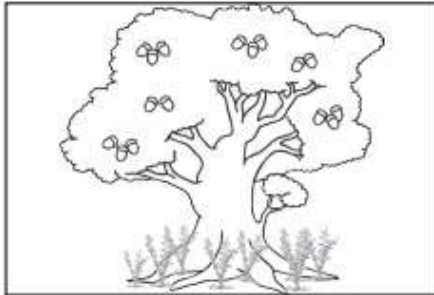
## Red Class – Home Learning – w.b. 6<sup>th</sup> July 2020

	<p><b>Challenge: Choose one word using an 'ee' grapheme and write it in a sentence. Draw a picture to illustrate your sentence.</b></p>			
2	<p>Read 'The Bee Tree' story on page 4 of this document. How many 'ee' words can you find? Colour them all in.</p> <p><b>Challenge: Can you write your own 'ee' short story? Can you use some words which have 'ee', 'ea', 'ey' or 'e_e' in them?</b></p>	<p>So far we have been learning about stories with repeated phrases and patterns. Today we will be planning our own story! Use the planning template on page 8 of this document to plan a new setting (e.g. zoo, garden, under the sea), repeated phrase (e.g. we all went to the zoo, I went diving under the sea and I saw) and ten different animals that you would see there. We will follow the pattern from the story 'We all went on safari' by having one animal on the first line, then two on the next line, then three etc.</p> <p><b>Challenge: How is your story going to end? Plan this at the bottom of the planning page.</b></p>	<p>Recognising coins Have a go at the activity on page 10 of this document. Remember to try and explain how you know your answer is correct.</p> <p><b>Challenge: Use some coins at home to do a wax rubbing. Which colours are the coins? What pictures can you see on each side?</b></p>	<p>RE Last week we found out about Vaisakhi which is a special Sikh celebration. Watch the first two videos on the following website to find out more. <a href="http://www.bbc.co.uk/cbeebies/watch/lets-celebrate-vaisakhi?collection=lets-celebrate-celebrations">http://www.bbc.co.uk/cbeebies/watch/lets-celebrate-vaisakhi?collection=lets-celebrate-celebrations</a> Look at the pictures of Vaisakhi clothes on the left side of page 15 of this document. Design your own Vaisakhi clothes. Remember to use bright colours. You could decorate it with glitter, sequins or anything else you have at home.</p> <p><b>Challenge: Write about your Vaisakhi clothes. Which colours did you choose? How did you decorate it?</b></p>
3	<p>Log onto: <a href="https://new.phonicsplay.co.uk/">https://new.phonicsplay.co.uk/</a> Using the log in details below: Username: march20 Password: home Click on resources, then phase 5. Play 'Train your Brain' to practise reading tricky words from phase 5.</p> <p><b>Challenge: Choose some tricky words to practise spelling in your</b></p>	<p>Use your story plan to write your own story based on 'We all went on safari'. Remember to start with one animal, then two animals, then three. You can also use your repeated phrase in some of your sentences. If it is a lot of writing for you, you can always stop at five animals!</p> <p><b>Challenge: Perform your story to your family, pet or teddies! Remember to use your repeated phrase.</b></p>	<p>Recognising notes Have a go at the BBC bitesize lesson and activity about recognising bank notes: <a href="https://www.bbc.co.uk/bitesize/articles/zxgtjsg">https://www.bbc.co.uk/bitesize/articles/zxgtjsg</a> The activity sheet is also on page 11 of this document.</p> <p><b>Challenge: Have a go at making your own bank notes using paper at</b></p>	<p>Science – Adaptations Choose your own animal to find out about. Where do they live? What habitat do they live in? How have they adapted to their environment? Write a report, make a poster or present your work any other way you would like!</p> <p><b>Challenge: Write a trivia question about your chosen animal.</b></p>


## Red Class – Home Learning – w.b. 6<sup>th</sup> July 2020

	book. Don't forget to check your spellings carefully afterwards!		home. What colours are they? What pictures are on each side?	
4	<p>Play the roll and read game on page 5 of this document with an adult or sibling. Roll a dice and go to the matching row. Choose a word on that row to read. If you get it right, colour in the word. Use a different colour for each player. Who will be first to fill in a whole column or row?</p> <p><b>Challenge: Can you read all the words on the sheet in less than a minute?</b></p>	<p>Edit your story from yesterday. You could use a coloured pen or pencil so you can see where you have made corrections. Check for spellings, missing words, full stops and capital letters.</p> <p><b>Challenge: Practise spelling any tricky words from your story e.g. animal names ready for the next task.</b></p>	<p>Counting in coins Have a go at the activity on page 12 of this document. Look at the coins and write the price for each ice cream.</p> <p><b>Challenge: Draw your own ice cream. How much will it cost? What coins could you use to buy it?</b></p>	<p>Art Look at the landscape painting on the right side of page 15 of this document. What is it a picture of? What colours have they used? Are they warm or cold colours?</p> <p><b>Challenge: Colour or paint your own landscape picture. You could choose to draw your garden, a local park, forest or anywhere else you would like.</b></p>
5	<p>Look at the work sheet on page 6 of this document. Read the words in the box and write them in the correct list. Make sure you check the spelling of the 'ee' sounds carefully.</p> <p><b>Challenge: Can you think of any more words for each list?</b></p>	<p>Have a go at making your own story book! Write your story in neat, using your edited work to help. Draw pictures to illustrate your story, give it a front cover and write your name on the front as you are the author! Ask an adult to help you make your book by stapling along the left edge of the paper. Here is a YouTube video with simple instructions on making a book out of paper. You can add pages with multiple pieces of paper!</p> <p><a href="https://www.youtube.com/watch?v=LiVqbQm6d20">https://www.youtube.com/watch?v=LiVqbQm6d20</a></p> <p><b>Challenge: Read your story book out loud or ask an adult to read it to you as a bedtime story!</b></p>	<p>Counting in coins Have a go at the piggy bank activity on page 13 of this document. Look at the totals for each piggy bank and draw coins inside to make that amount.</p> <p><b>Challenge: How many different ways can you think of to make each amount?</b></p>	<p>PE – Athletics <b>This will be completed at home.</b> Keep up with daily exercise including walks, cycling, games in the garden, dancing at home or even Joe Wicks PE lessons on YouTube!</p> <p><b>Challenge: Choose some play equipment at home to have a family Olympics. You could play a football match, play bat and ball, throwing and catching, a family tennis game or use whatever equipment you have at home.</b></p>


## The Bee Tree




In a park with lots of weeds, stands a big, green tree.



Sheep often go to sleep under the tree. The sheep need to get shelter from the hot sun.




Near to the tree, is a deep creek. The sheep's feet go in the creek to cool them down.



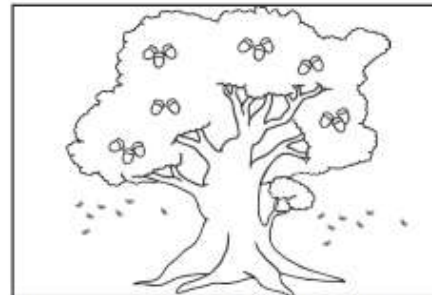
The Queen Dee went to see the tree.



She too put her feet in the creek, as it was hot.









Then, she fell asleep under the tree.



Next, a lot of bees went to the tree.

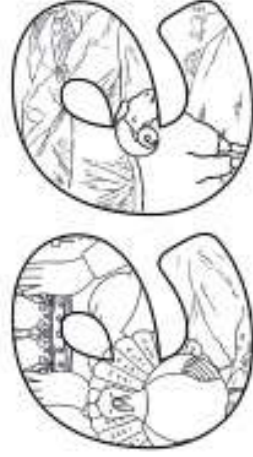


The bees stung the queen on her heel and cheek. She had a weep, as it hurt a lot. She never went back to the tree.

	delete	these	complete	swede	theme
	complete	swede	delete	theme	these
	these	delete	complete	swede	delete
	swede	theme	these	delete	complete
	delete	these	complete	theme	swede
	complete	swede	theme	delete	these

Phase 5 Roll and Read - e-e

## Alternative Spellings For 'ee' Sound



these	cheap	valley	turkey	bleach	creep
sheep	Steve	beast	parsley	queen	theme

For each word: sound it out and blend the sounds together to say the whole word. Then, write the word under the correct spelling of the 'ee' sound.

ee

---

---

---

---

ea

---

---

---

---

e-e

---

---

---

---

ey

---

---

---

---





1	Setting	
2	Repeated phrase	
3	Animals	1
		2
		3
		4
		5
		6
		7
		8
		9
		10
5	Ending	



6a. What is the value of each set?



VF

7a. Circle the coins that total 22p.



VF

8a. Circle the set of coins with the least value.



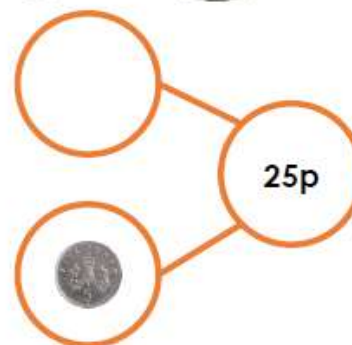
VF

9a. Order the coins from least to most value.



VF

10a. Use two of these coins to complete the part whole model.



VF

4. True or false? Daisy and Tim have the same amount of money.



VF  
HW/F2

5. Joe dropped his wallet and he lost some coins. Which coins did he lose?

Before



After



6. Two children count their money.

Peter



Sally



We both have two gold and silver coins so we have the same amount of money.

Is Peter correct? Explain how you know.

Year 1

## Recognise Notes

Name \_\_\_\_\_



- 1 Match the note to its value.



£5



£20



£50



£10

- 2 Dora has two £5 notes and one £20 note.  
Tick Dora's notes.



- 3 Which note has the smaller value?




- 4 Complete the sentences about the notes.





There are \_\_\_\_\_ £5 notes.


There is one \_\_\_\_\_ note.


There are \_\_\_\_\_ £50 notes.

 = 1p coin

 = 2p coin

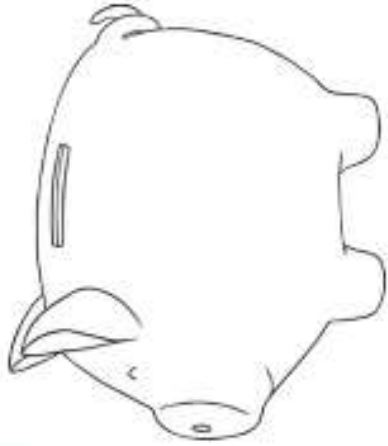
 = 5p coin

 = 10p coin





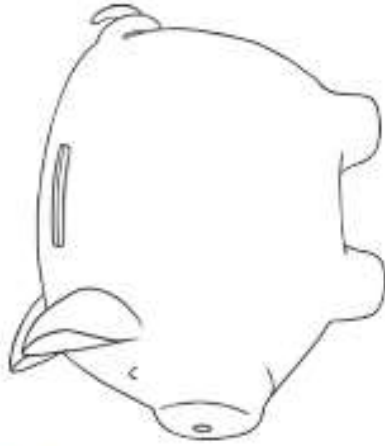
**5p**



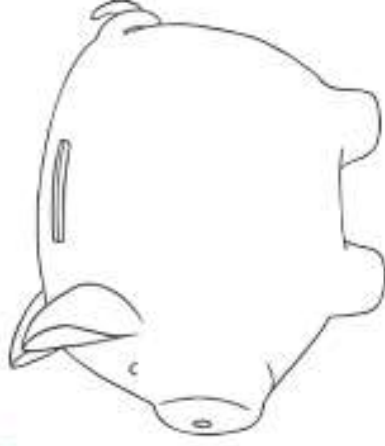
**7p**



**8p**



**11p**

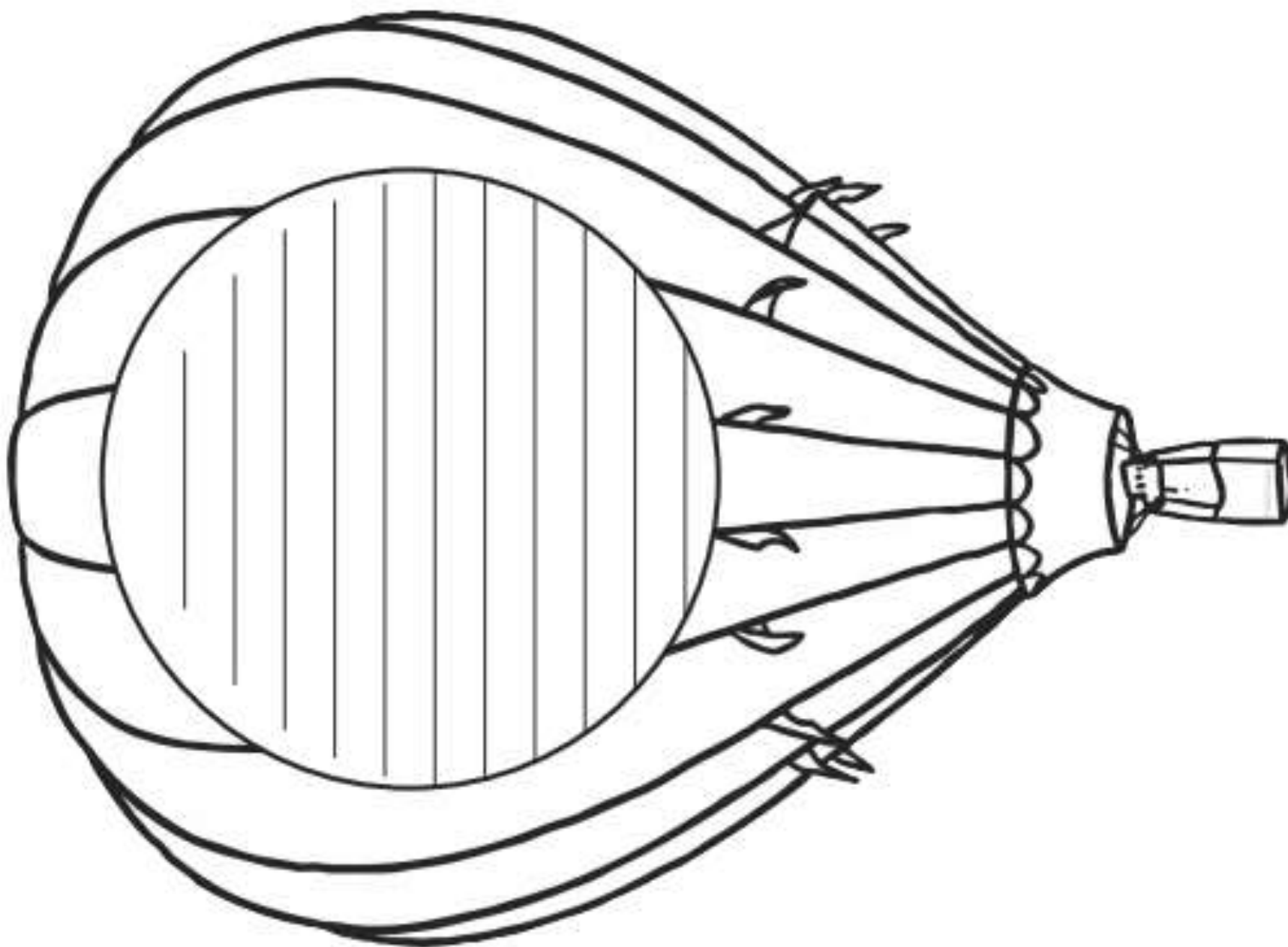


**16p**



**20p**







Red Class – Home Learning – w.b. 6<sup>th</sup> July 2020



David Hockney - "Garrowby Hill", 1996 - Oil on canvas - 152 x 193 cm.  
Courtesy of Museum of Fine Arts, Boston