

Topic – The World Around Us – The Weather


Storytime with Mrs Eaves

Out & About – Poems by Shirley Hughes




<https://www.youtube.com/watch?v=Cijyv5Fgld0>

A story for you: Little Cloud by Eric Carle




<https://www.youtube.com/watch?v=OVvGOOc4uQk>

Task	Literacy	Maths	Number	Phonics
	<p><u>Note to adults – the children need to use their own phonic knowledge to write each word. It does not matter if it is incorrectly spelt.</u></p>	<p>Recapping/Consolidation</p>		
1	<p>What is weather? Why do you think people want to know what the weather is going to be like over the next few days? Any ideas? A farmer may need to know whether it is going to rain. Why? A sailor might want to know if we are going to get a storm. Why? An ice-cream seller might want to know if it is going to be hot. Why?</p> <ul style="list-style-type: none"> Watch - Jo Jo & Gran Gran https://www.youtube.com/watch?v=iEXkc2CwJLg Where could you find out what the weather is going to be like over the next week? Watch the end of the news on TV, look in the daily paper, listen to the shipping forecast, look it up on the internet, check a weather app on a phone. Everyday find out what the weather is going to be like and fill in the chart on page 4. Then, on a separate page, write what the weather is actually like on that day. You may need a grown up to draw lines for you to write on. 	<p>How many drops fill the dots? Write down the number.</p>  <p>Draw some circles on a sheet of paper. Using a dropper (pipette) count how many drops it takes to fill each circle. If you're at home you could use an old washing up liquid bottle or a meat baster. You need to be gentle, don't squirt!</p>	<p>Number</p> <p>Can you say the number that is before it, one more than, one less than? Can you count objects to this numbers? Can you write this number? Can you share out this number of objects between 2 people equally? Is there any left over? What two numbers when added together make 18 and how many can you think of? Can you write them down in a number sentence?</p>	<p>Phonics Recap</p> <p>Use the www.phonicsplay.co.uk website to investigate these sounds along with words around you and in books – also use the 'you tube' clips to help and the websites.</p>
2	<p>Listen to the story Little Cloud by Eric Carle.</p> <ul style="list-style-type: none"> Go outside and look at the clouds. If the floor is dry, you could lie on your back and watch the clouds. Do any of the clouds look like something? Look closely. Using the template on page 5, fill in what you saw. Cut it out and glue it onto some blue paper. You could then make the shape, out of cotton wool, of the cloud you saw. 	<p>Watch 'The Day It Rained Hearts' by Felicia Bond https://www.youtube.com/watch?v=vG1kBpqlS_oQ</p> <p>Make a 'Raining Heart' picture and count your hearts. You will need two different colours of hearts. Page 12.</p>	<p>18</p>	<p>Phase 4 sounds</p> <p>(these involve sounds that you have learnt so far and blending them with another to make a new sound)</p>

Rainbow Class – Home Learning – w/c 6th July, 2020 - ‘The World Around Us

		 <p>Challenge Use numbers over 15</p>	<p>https://www.youtube.com/watch?v=hcrbb31rt6w</p> <p>https://www.youtube.com/watch?v=WqJ5oYeh7PM</p>	<p>http://www.letters-and-sounds.com/</p> <p>https://new.phonicsplay.co.uk/</p> <p>https://www.youtube.com/watch?v=mX3em885BpQ</p>
<p>3</p>	<p>Make a rain gauge to find out how much rain falls where you live. Watch: https://www.bbc.co.uk/bitesize/clips/z9g87ty and visit https://www.metoffice.gov.uk/weather/learn-about/met-office-for-schools/other-content/other-resources/weather-station/rain-gauge</p> <ul style="list-style-type: none"> • Every day, measure the water in the gauge and record it on the chart.(Page 7 or 8) • Make weather symbols like in the Jo Jo & Gran Gran story.Use the templates on page 10. 	<p>Use the thermometer template to record today’s temperature. Look at the word ‘thermometer’ it starts with a digraph, ‘th’ not the ‘t’ phoneme!</p> <p>Watch https://www.youtube.com/watch?v=K2CH1cUkMgs</p> <ul style="list-style-type: none"> • Write in today’s temperature and colour it in to the number. Page 13 • Complete the activity on page Page 14. <p>Challenge Write all the numbers on the thermometer.</p>	<p>https://www.youtube.com/watch?v=CV2bjuxTsag</p> <p>https://www.youtube.com/watch?v=1n500W6b7Go</p>	<p>https://www.youtube.com/watch?v=euxN7LGOoLc</p> <p>https://www.youtube.com/watch?v=VR_IgfIgz10</p> <p>https://www.youtube.com/watch?v=TvMyssfAUx0</p>
<p>4</p>	<ul style="list-style-type: none"> • Look at this website https://learnenglishkids.britishcouncil.org/category/topics/weather • Weather quiz. Ask your grown up to read the weather questions to you. Page 9. Do you know any of the answers? Where could you find out the answers? • Listen to the story ‘The Wind Blew’ by Pat Hutchins https://www.youtube.com/watch?v=6bDX7hPnof8 • Use a variety of different papers, shiny, matt, sugar paper, card. Drinking straws, paint(quite runny), spoons, droppers. Make a windy picture. Demonstrate blowing down a straw to disperse the paint on the paper. Look at the movement of the paint. Encourage experimentation. Which paper works best? 	<p>Creating a graph. We use a graph to record things.</p> <ul style="list-style-type: none"> • Using the templates on pages 15 &16, cut out the cube and stick a weather picture on each face. • Ask a grown up to time 1 minute. Ask them to tell you when to start and when to stop. • You have to roll the dice (your cube) and record what the dice lands on by colouring in a square on the sheet. • When the minute is up, count up how many of each you have thrown eg. count the squares. 	<p>https://www.youtube.com/watch?v=BpNTa89IQIM</p> <p>https://www.educationcity.com/</p> <p>https://www.purplemash.com/sc/h/beaupre</p> <p>http://www.numberjacks.co.uk/</p>	<p>https://www.youtube.com/watch?v=R087IYrRpgY</p> <p>https://www.youtube.com/watch?v=3NOzgR1ANc4</p> <p>Keep practising your handwriting. Make sure you are forming each letter correctly. Don't get into bad habits. Remember, we use cursive handwriting.</p>

Rainbow Class – Home Learning – w/c 6th July, 2020 - 'The World Around Us

5	<p>Visit the links below. Do we get extreme weather in England? Which is your favourite? https://kids.kiddle.co/Severe_weather</p> <p>https://www.bbc.co.uk/teach/class-clips-video/pshe-eyfs-ks1-go-jetters-environment-weather-and-climate/zfb3scw</p> <ul style="list-style-type: none"> Use the template to tell me. (Page 11) 	<p>Roll a Cloud. Use the template on page 17.</p> <p>If you can't do this in your head, what could you use to help you?</p> <p>Additional Useful Website Links https://nrich.maths.org/14588</p> <p>https://nrich.maths.org/14579</p> <p>https://www.bbc.co.uk/cbeebies/grownups/help-your-child-with-maths</p>		
<p style="text-align: center;">Additional Activities</p> <p>https://www.twinkl.co.uk/home-learning-hub</p>	<p>Expressive Art & Design</p>	<p>Understanding the World</p>	<p>Dance & Songs</p>	
	  <ul style="list-style-type: none"> Make a wind sock https://www.youtube.com/watch?v=C0Rugzrpgv8 Make a pin wheel https://www.youtube.com/watch?v=Af0LB3abBsk Make an anemometer (to measure wind speed) https://www.youtube.com/watch?v=Af0LB3abBsk Make a weather wheel (page) 	<p>Stories from around the world</p> <ul style="list-style-type: none"> Big Rain Coming https://www.youtube.com/watch?v=OIhkV491UyE The Wind & the Sun – Aesop Fable https://www.youtube.com/watch?v=DyEkGY2u4uA <p>Science</p> <ul style="list-style-type: none"> Can you make it rain? 	<p>Every Kind of Weather https://www.youtube.com/watch?v=SgcnoX8RCFA I hear thunder https://www.youtube.com/watch?v=-jICBgLvR0</p> <p>Sun, Rain, Wind & Snow https://www.youtube.com/watch?v=tfAB4BXSHOA</p> <p>Cloud Song https://www.youtube.com/watch?v=KlIz_AcDnRc</p> <p>The Sun Has Got His Hat On https://www.youtube.com/watch?v=1_AW0Tsx_FE</p> <p>Doctor Foster https://www.youtube.com/watch?v=df_OETNsMa</p>	
		<p>For more science activities, click on the link below https://www.rspb.org.uk/fun-and-learning/families/family-wild-challenge/activities/wild-weather/</p>	<p>It's Raining, It's Pouring https://www.youtube.com/watch?v=Zx3GhrzZM7w</p> <p>The North Wind Doth Blow https://www.youtube.com/watch?v=7hy-XLrLb_c</p>	

NB Please revisit the ideas from previous week's as it is good to repeat them so that your child has a deeper understanding

Please don't feel that you have to print off the templates. They are just there to help you and give you some ideas if you need them. You can just do the work on plain or lined paper.

Name _____



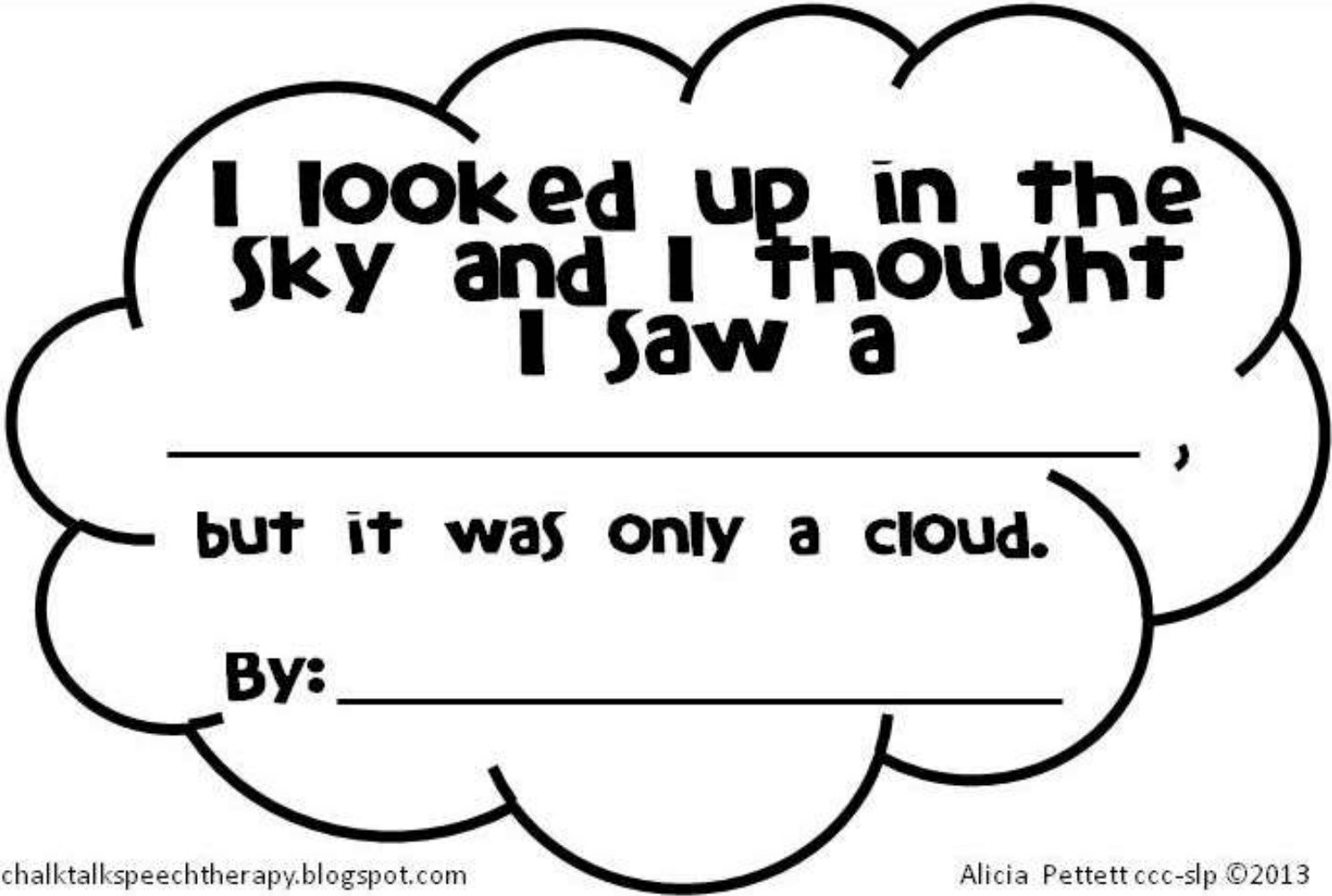
WEEKLY WEATHER GRAPH




Monday	Tuesday	Wednesday	Thursday	Friday
Today's Weather is:	Today's Weather is:	Today's Weather is:	Today's Weather is:	Today's Weather is:
Tomorrow's Weather will be:	Tomorrow's Weather will be:	Tomorrow's Weather will be:	Tomorrow's Weather will be:	Tomorrow's Weather will be:










Name.....





My Weather Report!

	 Sunny	 Cloudy	 Showers	 Thunderstorms	 Windy	 Foggy	 Snowy
Date							
Day of the Week							
Weather							
Temperatures High Low							
Rain-fall							
Sun-rise							
Sun-set							





How much rain?

Monday	Tuesday	Wednesday	Thursday	Friday	Saturday	Sunday


Here are the **Wild Weather** questions (this may be too many questions for one session):

1. Sometimes it is hot outside, sometimes it is cold. Sometimes it is dry and sometimes it is wet. Sometimes the air is still, and sometimes it is breezy. When we describe the conditions outside, what is it called? It starts with a "W." **Answer: Weather**
2. When water falls from clouds onto the Earth, what is it called? It starts with an "R." **Answer: Rain**
3. When it is very cold outside, fluffy, frozen water may fall from clouds in the sky. It starts with "S." What is it called? **Answer: Snow**
4. When it is extremely cold outside, the top layer of lakes and ponds will freeze over. What is the word for frozen water? It starts with "I." **Answer: Ice**
5. Sometimes, when it is cool outside, frozen, hard balls fall from clouds. What are these balls called? They start with "H" and are made out of frozen water. **Answer: Hail**
6. What warms up the surface of the Earth? It starts with an "S." **Answer: Sun**
7. What is the name of the device that is used to measure temperature? It starts with "T." **Answer: Thermometer**
8. What is it called when air moves across the Earth? It starts with "W." **Answer: Wind**
9. What is the name of the device that is sent high into the atmosphere to measure temperature, wind speed, air pressure, and other things? It starts with a "W." **Answer: Weather balloon**
10. What is the name of a simple device that lets us know which way the wind is blowing? It starts with "W." **Answer: Weather vane**
11. What is the name of a puffy thing that moves across the sky? It is made out of water that is in a gaseous state. It starts with "C." **Answer: Cloud**
12. Sometimes, if the Sun is shining while it rains, you can see a huge arc of colours across the sky. What is it called? It starts with an "R." **Answer: Rainbow**
13. Sometimes, when wind goes around in a circle, it goes faster and faster until it is a very destructive force. What is it called? It starts with "T." **Answer: Tornado or Twister**
14. What is another name for this type of rapidly-spinning air? It starts with "C." **Answer: Cyclone**
15. Another type of storm is very wet and very windy. It comes from above the tropical oceans and goes onto land, causing a lot of destruction. It starts with "H." What is it called? **Answer: Hurricane**
16. This type of storm is very noisy and has very bright flashes of light. What is this storm called? It starts with "T." **Answer: Thunderstorm**
17. These are bright flashes of light and electricity that come from the sky to the ground. They are very dangerous and can make a loud, scary sound. What are these bright flashes called? It starts with "L." **Answer: Lightning**




Weather: Draw and Write Three
Draw three of your favourite types of weather and write about each of them.


Name _____




Five horizontal lines for writing a description of the weather drawn in the box above.



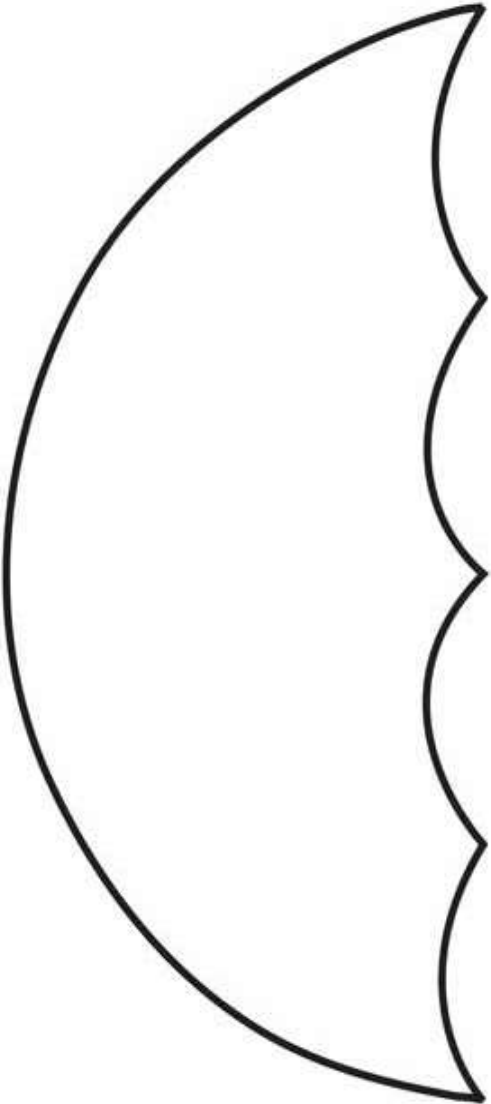
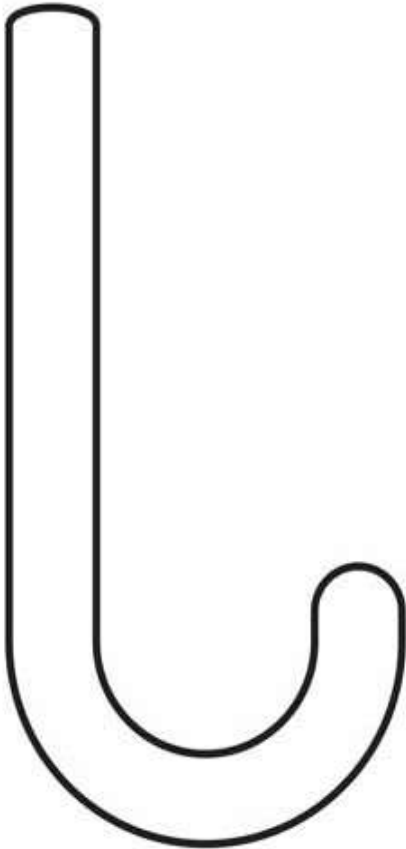
Five horizontal lines for writing a description of the weather drawn in the box above.



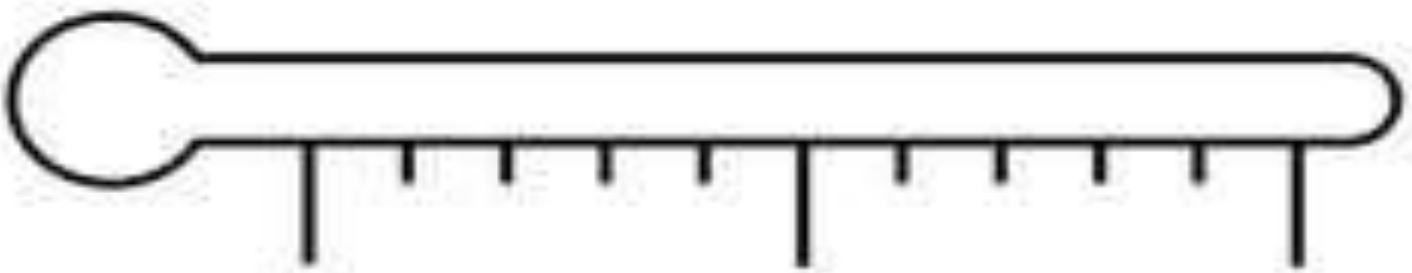
Five horizontal lines for writing a description of the weather drawn in the box above.



_____ rained _____ hearts and
_____ hearts.
I have _____ hearts altogether.
_____ + _____ = _____






temperature



Note. You are only looking at the red line NOT the numbers!

Hot or Cold?







What should you wear? Circle the thermometer that goes with each item of clothing.



Name _____

Date (s) _____

My Weather Graph

 Cloudy	 Partly Cloudy	 Rainy	 Snowy	 Sunny	 Windy						

