



# Beaupré

COMMUNITY PRIMARY SCHOOL

Church Drove, Outwell, Wisbech, Cambs PE14 8RH Tel: 01945 772439 Email: [office@beaupre.cambs.sch.uk](mailto:office@beaupre.cambs.sch.uk)

Web: [www.beaupreprimary.co.uk](http://www.beaupreprimary.co.uk) Headteacher: Mrs Michelle Munday

**Keeping In Touch Newsletter 11**

**26th June 2020**

Hello Everyone

Well, what a change in the weather! Last week, you saw me in Mrs Connell's red wellies, remembering my youth, crazily splashing in puddles to distract myself from worrying about the flooding and this week it is a total contrast! We have experienced record temperatures and unlimited sunshine. As you can see in the photograph below, I have managed to escape my office for a quick opportunity to take advantage of the gorgeous sunshine and have even enjoyed an ice cream or two!

I am sure that you too will take advantage of the beautiful weather, but please remember to stay safe in the sun and around water. Make sure that you keep sun safe by: finding a shady place, wearing a sun hat, covering up with clothing

With regard to keeping safe, I have attached some information leaflets - one for KS1 and one for KS2 - that I received for Cambridgeshire Constabulary. There are some good links for internet safety and child-friendly guidance on Covid-19. There is also an activity pack attached which your children might enjoy completing.

From Tuesday of next week, we look forward to welcoming further children from Reception Class, Year 1 and Year 6 back into school and we will continue to keep you informed with regard to further opening. Again, I look forward to a time when our school is once again a thriving and fun environment.

Stay safe

Mrs Munday



## **Share Your Learning With Us**

We have loved receiving your wonderful photographs showing your home learning and would love to keep seeing them. If you are happy for photographs to be shared on newsletters and the school website, please send them to your class teacher's e-mail address:

Rainbow - [rainbow@beaupre.cambs.sch.uk](mailto:rainbow@beaupre.cambs.sch.uk)

Red - [red@beaupre.cambs.sch.uk](mailto:red@beaupre.cambs.sch.uk)

Blue - [blue@beaupre.cambs.sch.uk](mailto:blue@beaupre.cambs.sch.uk)

Purple - [purple@beaupre.cambs.sch.uk](mailto:purple@beaupre.cambs.sch.uk)

Green - [green@beaupre.cambs.sch.uk](mailto:green@beaupre.cambs.sch.uk)

Orange - [orange@beaupre.cambs.sch.uk](mailto:orange@beaupre.cambs.sch.uk)




### **A Message for Rainbow Class**

Hello everyone

I see lots of you have been doing fantastic work, how brilliant are you!! Since my last newsletter I have clipped my dog, Ghost, because he has lots of fur and it was very hot but he still enjoys a swim in the pond or a sit in his paddling pool. I have finished another Alice in wonderland chair and have started the next. But best of all, football is back so I was very naughty at the weekend and watched 7 games of football including Watford's 1-1 draw with Leicester. Which was not too bad as it kept us out of the relegation zone. Thought I would share this with you as you might be missing me talk about Watford FC.


Love Mrs Connell



Hi Rainbows,

Hope you are all keeping safe and well, it has been great seeing all the work you are still sending us,. Congratulations Alivia on your new baby sister and Oliver, your presentation on mini beasts looked excellent, shame you are unable to show it in class. I am back in the garden and have been weeding and planting flowers. I hope to see you all very soon.

From Mrs Maryon.





## A Message for Red Class

Hi Red Class,

Wow! What a change in the weather we have had! This is perfect for us as we're looking at hot and cold climates, so, what I would like to know is, what have you done differently compared to previous weeks? Have you had to change the way you dress? Do you need to protect your skin from the sun, if so what did you use? How have you managed to keep cool?

I've had to change the way I care for my Mum's garden. Normally, I could water it maybe once or twice a day, but because of the heat and the sun, I need to make sure her garden gets plenty of water, maybe 3 or 4 times a day! I have sent another picture to show you the progress, can you see anything different from last week's photo?

I hope you're all drinking plenty of water, we need to keep ourselves hydrated just like the flowers! To help keep you hydrated, I'm sending across a little tip to help keep you cool. If you have any other ideas on how to keep cool, I'd love to hear them!!

Please, please keep sending us your lovely photos of all that you've been up to! We really are missing you all!

Take care Red Class and stay safe,



### **A Message for Blue Class**

Hello Blue Class,

It doesn't seem possible that another week has gone by since my last letter! I hope you are all well and are enjoying the return of the lovely sunny weather. This week, I have seen and had a chat with both Mrs Raby and Mrs Shinn, at a distance of course! It was so nice to catch up with them both and they send their best wishes to all of you. We are all hoping that it won't be too long before we get to see all of you as well but until then please keep sending in your work and photos, as we really enjoy seeing what you have been getting up to during your time at home.

Miss Carpenter, Mrs Raby, Mrs Shinn, Miss Bagg

### **A Message for Purple Class**

Hello Purple Class

Hope you are all well and keeping busy.

I hope you are all enjoying writing your own versions of the Cinderella fairy tale. We look forward to reading the finished stories when you send them in.

The Bronze Age topic sounds good. Have fun making your Bronze Age Bell Beakers and again I look forward to seeing them when finished.

A big 'thank you' to everyone who has been sending in pictures of their home learning.

Mrs Titmarsh is enjoying going in to school to supervise her lunchtime bubble and at home this week, has been keeping busy up-cycling furniture with her daughter.

Take care and keep up the brilliant learning.

Mrs Titmarsh and Miss Knight

### **A Message for Green Class**

Well hello there Green guys!

Mr Davies has passed over the honour again this week, so Mrs Scott will be checking in with you all again.

Very British to talk about the weather, but 'goodness me' haven't we seen many extremes of weather over the last week or so!

Great for your rain gauges, if they weren't washed, or blown away. More recently, back to the scorching summer sun, I must admit I am enjoying this much more.

Mr Davies and I are loving the pictures you send us, it's great to see you all and stay in touch with your news as well as the wonderful work many of you have been completing.

I believe Mr Davies is starting to get a bit more settled into his new house and I'm sure like me you wish him all the best for a happy and healthy time in his new home.

In the Scott household we have finally finished decorating for a while. Mr S has gone back to work, so it is very quiet at home again!

Last week, I brought a new saddle for Bandit, it's a western saddle and is very comfortable. Hopefully it will help with my confidence riding again as it has a handle (pommel)! I shall try and get a picture to show you soon.

For father's day we were invited to Kirsty and family's home. They have a garden separated into two so we sat one side whilst they sat the other. We were able to play games with the grandchildren as Kirsty had drawn some on the patio doors. It was very different but at least we felt like we were together.

Well I will say 'goodbye' for now. I am checking Purple Mash and you are keeping me busy today.

Take care and stay safe, Mrs Scott and Mr Davies.

### **A Message for Orange Class**

Hello Orange Class,

Firstly, what wonderful weather we have had this week. I hope you have all been playing in the garden, making mud pies, paddling in the pool or going on a bicycle ride, soaking up the sun. I had a wonderful birthday, which included lots of face time calls (my favourite was Miss Heath and Mrs Fey singing 'Happy Birthday') some gorgeous presents, a yummy chip shop dinner and plenty of cake!

Miss Heath has moved house this week and has enjoyed making her house a home. I'm sure you will join me in sending her our best wishes and may she make many happy memories in her new abode.

As always we have enjoyed receiving all your photos and examples of work, you are all so incredibly creative! We miss you all and hope you are all keeping safe and well.

Mrs Riley, Miss Heath and Mrs Fey

### A Message for Yellow Class

Dear Yellow Class

Hi everyone! Hope that you are all continue to be well and that you have all enjoyed doing your transition work this week as part of your home learning and have found it useful. I would like for you to continue to complete your transition booklets from today's English session and to use these to help to support your transition to secondary school. I hope that these will provide a stimulus for discussion with your families and friends, and will hopefully help to alleviate any concerns that you might have. It is an exciting and important part of your educational journeys and it will help you to be as prepared as possible for this new and exciting part of growing up.

Could I please remind those children who are attending Downham Market Academy that there will be a virtual information session for parents and children on Monday 29th June at 10am. Mrs Munday and I will both be in attendance. Teams' invitations will be sent out today via e-mail. I am currently in discussions with Thomas Clarkson Academy to enable a similar meeting to take place for parents and children who will be attending this secondary school in September.

Please continue to work hard and to build on your strong work ethic which will inevitably help to support you at secondary school.

Kind regards

Mrs Summers





### A visitor in the garden

Mrs Taylor-Shaw and her family have built a hedgehog house in their garden. They also registered with Hodgehog Street, an app to help people encourage hedgehogs into their garden. They were so excited this week when they saw a little visitor in their garden. We can't wait to see more photos.







## Mrs Pepper's Super fruit ice lollies/cubes

You will need...

- your favourite fruit, berries are a good choice as they give off so much flavour
- sugar free lemonade
- ice cube tray/ice lolly mould (if you don't have any of these, you could use an empty, clean yogurt pot)

Prepare the fruit, washing it and slicing it. Place it into your ice cube tray or ice lolly mould, making sure you fill it well, so that the fruit doesn't move around too much when the liquid is added. Then fill with the sugar free lemonade. Pop them in the freezer and once they're frozen, away you go!

Use cocktail sticks to help you make your own lollipop sticks if you haven't got any moulds. You could even add water to your ice cubes, instead of lemonade and have them in your favourite drink



## Safer Schools Newsletter/Key Stage 1 Week 1

Welcome to our Safer Schools weekly newsletter. In order for us to stay in contact we would like to share some important messages & information to keep you safe and well during these challenging times. Each week we will include activities for you to complete. Happy reading!!



### Keeping safe



Meet Lee and Kim, a brother and sister navigating the online world with the help of a superhero.

<https://www.youtube.com/watch?v=-nMUbHuffO8>

At school for some, so a great opportunity for a road safety activity (attached to this e-mail)

Meet PANTOSAURUS from the NSPCC. It's a simple way for children to stay safe from sexual abuse. There is a very catchy song too. Their campaign can be found [here](#)

### Did you know?

Do you have an electric scooter? Did you know that you are not allowed to ride it on the roads or pavements and are breaking the law – for more information, ask an adult to have a look at the link below.

<https://roadsafetyqab.org.uk/news/government-fast-tracks-trials-of-electric-scooters/>



### COVID Corner!

You and your family have been doing a great job in making sure we keep others safe and well by following the rules. It's been hard not being able to see family and friends and hopefully before too long things will start to feel better with some of you even back at school!

Social distancing - Remember to keep your distance, 2 metres away, imagine a door laid on the floor to separate you from people you don't know.

Wash your hands - 20 seconds, always use soap, make lots of bubbles. It's a good idea to have with you when you go out a small bottle of antibacterial gel/spray.

### Now for a bit of fun!

Create some family history, make a time capsule – (attached to this e-mail)

Make your own facemask.

<https://www.bbc.co.uk/news/uk-52609777>

Brainercise, dancing, strength and mindfulness videos – as well as videos that are just for fun! [www.youtube.com/user/GoNoodleGames/featured](https://www.youtube.com/user/GoNoodleGames/featured)

Call: 101

Textphone: 18001 101

Visit: [www.cambs.police.uk](http://www.cambs.police.uk)

Follow: CambsCops

Subscribe: @Cops.org.uk

We would love to hear your feedback & comments. You can contact the team via our email [Schools&CYP@Cambs.pnn.police.uk](mailto:Schools&CYP@Cambs.pnn.police.uk)

Next week

Passwords  
are like  
underpants!



# #safercambs

## Safer Schools Newsletter/Key Stage 2 Week 1

Welcome to our Safer Schools weekly newsletter. In order for us to stay in contact we would like to share some important messages & information to keep you safe and well during these challenging times. Each week we will include activities for you to complete. Happy reading!!



### Keeping safe

Playing games, chatting, and sharing photos and videos can be fun. If you ever feel worried, upset or scared about something that happens online, tell an adult you trust. They will be able to help you. Whatever happened, it's not your fault. Watch this short video to understand the importance of keeping your details private.

<https://www.outofyourhands.com/wp-content/uploads/2016/12/jigsaw-for-8-10-year-olds.mp4>

**What is Band Runner?** Featuring characters and safety messaging from the Play Like Share animated films, Band Runner is a fun game that puts children's knowledge about staying safe online to the test by asking them to help characters make safe choices.

<https://www.thinkuknow.co.uk/>

### Did you know?

Do you have an electric scooter? Did you know that you are not allowed to ride it on the roads or pavements and are breaking the law – for more information, ask an adult to have a look at the link below.

<https://roadsafetyqab.org.uk/news/government-fast-tracks-trials-of-electric-scooters/>



### COVID Corner!

You and your family have been doing a great job in making sure we keep others safe and well by following the rules. It's been hard not being able to see family and friends and hopefully before too long things will start to feel better with some of you even back to school!

Social distancing - Remember to keep your distance, 2 metres away, imagine a door laid on the floor to separate you from people you don't know.

Wash your hands - 20 seconds, always use soap, make lots of bubbles. It's a good idea to have with you when you go out a small bottle of antibacterial gel/spray.

### Now for a bit of fun!

Create some family history, make a time capsule – (attached to this e-mail)

Make your own facemask.

<https://www.bbc.co.uk/news/uk-52609777>

Brainercise, dancing, strength and mindfulness videos – as well as videos that are just for fun! [www.youtube.com/user/GoNoodleGames/featured](https://www.youtube.com/user/GoNoodleGames/featured)

Call: 101

Textphone: 18001 101

Visit: [www.cambs.police.uk](http://www.cambs.police.uk)

Follow: CambsCops

Subscribe: @Cops.org.uk

We would love to hear your feedback & comments. You can contact the team via our email [Schools&CYP@Cambs.pnn.police.uk](mailto:Schools&CYP@Cambs.pnn.police.uk)

Next week

Passwords  
are like  
underpants!



# #safercambs



# ROAD SAFETY

## THINK

about where you should cross.



## STOP

in a safe place at the side of the road.



## USE YOUR EYES & EARS

to see and hear any approaching vehicles.



## WAIT

until all the vehicles have passed.



## LOOK AND LISTEN

again to make sure all is clear.



## CROSS

the road. Keep looking and listening.



## Get ready for the road




- Check that your bike is the right size: sitting on the saddle you should be able to touch the ground with one foot.
- Make sure that your clothes don't get in the way and that they are suitable for the weather.
- Hi-viz clothing is widely available and can make you more visible.
- Wearing a cycle helmet may reduce the risk of serious injury.
- When wearing a helmet you must make sure that it fits snugly and is level.
- If it is dark make sure that you have working lights: white at the front and red at the back.
- Don't carry things on your handlebars as this can affect steering. Use a rucksack or panniers.






# Bike Safety Makes it Fun to Ride



Complete the crossword below



chain

signals

handlebars

tires

bicycle

laws

helmet

bike

brakes

pedals

#### Across

4. The rider pushes the \_\_\_\_\_ with his or her feet to make the bicycle go forward.  
 7. The rider uses the \_\_\_\_\_ to steer the bicycle.  
 9. The word \_\_\_\_\_ is short for bicycle.  
 10. The rider uses \_\_\_\_\_ to let others know that he or she plans to turn or stop.

#### Down

1. The \_\_\_\_\_ are filled with air and attached to the wheels to provide a smoother ride.  
 2. The rider must obey all traffic \_\_\_\_\_.  
 3. The rider applies the \_\_\_\_\_ to stop the bicycle.  
 5. A \_\_\_\_\_ should be worn to protect the rider's head.  
 6. When the rider pushes the pedals, the \_\_\_\_\_ turns the wheels.  
 8. A two-wheeled, human-powered transportation machine is called a \_\_\_\_\_.

# Back to School



## Word Search



T I H U O Y H I U J P Y B R K V B I S  
M T O O C P M K C E S X Y O L D R M Y  
L C A H Q B C R N K K V O O A H L A C  
I G C S J A A S B O P B E D N N S R F  
N R M S P Y U R R L E R Q I G K F K L  
X R G K O S X O H T Q H U E U F C E K  
E Q C N H U O C O I W W A B A F L R M  
N A S V X B Y N Z F M Q I U G R U S E  
B Z H L A L J H Z N Y G R D E H B U M  
T N F Y T E A C H E R S E O A N S V A  
E Q C L A S S R O O M B T S R I Q V T  
L P E N C I L S X V N I E C T X D C H  
B K S G L E A R N I N G F H S M K I R  
R E C E S S U W D A A P A O X L S S A  
E G N I D A E R R N B O C O E V X U M  
S C I E N C E T P B U Y T L K S P M Q



art  
backpack  
bus  
cafeteria  
classroom  
clubs  
crayons

language arts  
learning  
markers  
math  
music  
notebook  
pencils

pens  
reading  
recess  
school  
science  
teachers