

## Red Class – Home Learning – w.b. 29<sup>th</sup> June 2020

Dear Parents / Carers,


Thank you to those of you who have sent photos of home learning and other activities to the red class email address. Please keep them coming! If you are still working from home, please find the home learning activities below. If you have any questions about the work please send me an email with your query. Our topic this half term is 'hot and cold places' which links together some of the learning in the afternoons.

Make sure you use the following link to continue to use Twinkl resources for free from now on:

<https://www.twinkl.co.uk/home-learning-hub>

Stay safe,

Miss Brand

Task	Phonics	English	Maths	Topic
1	<p>This week we would like you to recap on the alternative graphemes for the 'ai' (as in 'tail') sound – ay (as in 'play') and a-e (as in 'cake'), Log onto: <a href="https://new.phonicsplay.co.uk/">https://new.phonicsplay.co.uk/</a> Using the log in details below:</p> <p>Username: march20 Password: home</p> <p>Click on resources, then choose the 'dragon's den' game. The 'ai' grapheme is within phase 3, the other two graphemes are within the phase 5 section.</p> <p><b>Challenge: Write down one word that you can remember for each of</b></p>	<p>Watch the story of Handa's hen: <a href="https://www.youtube.com/watch?v=-9FzqX1CBqE">https://www.youtube.com/watch?v=-9FzqX1CBqE</a> What happened in the story? What did you notice about the story? Did you notice any patterns? Cut out the words and pictures on page 7 of this document. Match the pictures to the words and try to stick them in the right order.</p> <p><b>Challenge: Can you retell the story in your own words?</b></p>	<p>Comparing numbers. Use objects at home to create the &lt; and &gt; symbols. (E.g. sticks, straws, pencils.) Make number sentences to compare numbers to 100. You could write the numbers with chalk outside or write them on paper. Remember &lt; means 'less than' and &gt; means 'greater than'. The bigger number goes near the bigger gap in the symbol. E.g. 41&lt;56 82&gt;63</p>  <p><b>Challenge: Can you make some more number sentences like the ones below?</b> 5 + 25 &lt; 35      74 &gt; 39 + 7</p>	<p>Geography Find out some information about Kenya. You could find out about the mountains, the animals in the Maasai Mara reserve, the flamingos on Lake Nakuru or anything else you can think of. Make a poster to share your information.</p> <p><b>Challenge: Present your poster to someone in your family. Remember to speak loud and clearly about what you have found out.</b></p>


**Red Class – Home Learning – w.b. 29<sup>th</sup> June 2020**

	<p><b>the three alternative graphemes (ai, ay, a_e) Draw a picture for each word.</b></p>			
2	<p>Read the 'ai' story on page 4 of this document. How many 'ai' words can you find? Colour them all in.</p> <p><b>Challenge: Can you write your own 'ai' short story. What words could you include?</b></p>	<p>Suffixes Choose some words from the word bank on page 8 of this document. Use them to describe the animals from the story 'Handa's hen'.</p> <p><b>Challenge: Write 5 sentences to describe the animals.</b></p>	<p>Comparing numbers. Have a go at the task on the left side of page 11 of this document. Can you make your own number line? Ask an adult to give you some more numbers to add to your number line. Or you could roll a dice twice to create two digit numbers. Make sure you check if the number is greater than or less than the other numbers on your number line.</p> <p><b>Challenge: Can you write some clues to find one of the numbers on your number line? E.g. It is greater than 72 but less than 75.</b></p>	<p>RE Vaisakhi is a special celebration for Sikhs around Easter time. Watch the Cbeebies video below to find out more: <a href="http://www.bbc.co.uk/cbeebies/watch/lets-celebrate-vaisakhi?collection=lets-celebrate-celebrations">http://www.bbc.co.uk/cbeebies/watch/lets-celebrate-vaisakhi?collection=lets-celebrate-celebrations</a> The video is towards the bottom of the webpage. It tells the story using shadow puppets. Why do Sikhs celebrate Vaisakhi? What can you remember from the story? Draw a comic to retell the story of Vaisakhi. Use the comic strip template on page 13 of this document to help.</p> <p><b>Challenge: Write a sentence for each of your pictures.</b></p>
3	<p>Log onto: <a href="https://new.phonicsplay.co.uk/">https://new.phonicsplay.co.uk/</a> Using the log in details below: Username: march20 Password: home Click on resources, then phase 4. Play 'tricky word trucks' to practice reading tricky words from phase 4.</p> <p><b>Challenge: Choose some tricky words to practice spelling in your</b></p>	<p>Ask an adult to read you the story of 'We're Going on Safari' on page 9 of this document. What do you notice about the story? Can you find any rhyming words?</p> <p><b>Challenge: Colour in the rhyming words on the story.</b></p>	<p>Ordering numbers. Make your own number cards by cutting paper into squares. Choose 15 numbers from 0 to 100 and write each number on a new number card. Can you order them from smallest to largest? Which digit do you look at first? The tens or the ones? What happens if you have two numbers that have the same amount of tens?</p> <p><b>Challenge: Make 5 more number cards. Can you find where they go in the sequence? Is it</b></p>	<p>Science – Adaptations Last week we found out about how polar bears have adapted to a cold habitat. This week we will be finding out about penguins. Use the website below to find 2 facts about emperor penguins. Write them down as notes. <a href="https://www.natgeokids.com/uk/discover/animals/birds/emperor-penguins/">https://www.natgeokids.com/uk/discover/animals/birds/emperor-penguins/</a></p>

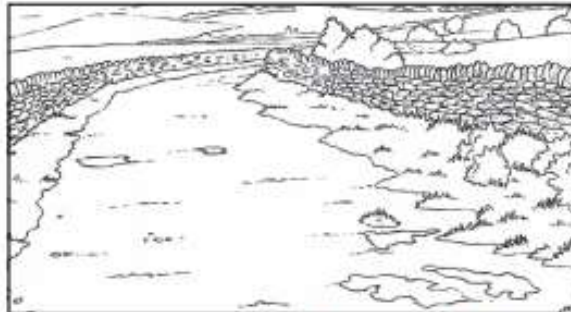
**Red Class – Home Learning – w.b. 29<sup>th</sup> June 2020**

	<b>book. Don't forget to check your spellings carefully afterwards!</b>		<b>greater than or less than the first number in the sequence? Can you describe where it goes in the sequence and why?</b>	<b>Challenge: Present your information on a poster about penguins.</b>
<b>4</b>	<p>Play the roll and read game on page 5 of this document with an adult or sibling. Roll a dice and go to the matching row. Choose a word on that row to read. If you get it right, put a tick on the word. Use a different colour for each player.</p> <p><b>Challenge: Can you read all the words on the sheet in less than a minute?</b></p>	<p>Choose one of the animal pictures on page 10 of this document to write about. Can you describe them using a word from the word bank on page 8? Can you think of a describing word that starts with the same letter as the animal's name? E.g. marvelous meerkats. Choose another animal to describe.</p> <p><b>Challenge: Choose your own African animal to describe in a sentence.</b></p>	<p>Ordering numbers. Have a go at the activities on the right side of page 11 of this document.</p> <p><b>Challenge: Make your own missing number sequence like question 7b. Is there more than just one number that could go there in the sequence? How many different answers can you find?</b></p>	<p>Art Look at the two paintings on page 14 of this document. What colours can you see? What do you notice about the paintings? Which one do you prefer?</p> <p><b>Challenge: Choose one of the paintings to recreate. You could draw, paint or make a collage.</b></p>
<b>5</b>	<p>Look at the pictures on page 6 of this document. Write words to label the pictures. Check which 'ai' sound you need by looking at the top of the page.</p> <p><b>Challenge: Choose a word to write in a sentence. Can you use two 'ai' words in a sentence?</b></p>	<p>Write your own part to the story. You could choose a new African animal to describe. Can you write your sentences in the style of the original story? E.g. We all went on safari past some wavy grass. We saw marvellous, munching meerkats. James counted eleven.</p> <p><b>Challenge: Can you include a pair of rhyming words in your story. This is extra tricky!</b></p>	<p>Finding one more and one less. Have a go at the activity on page 12 of this document. Look at the picture in the middle to work out what the number is, then write the number that is one less and one more for each picture.</p> <p><b>Challenge: Make your own numbers at home for example by using bunches of sticks, lego bricks or by writing numbers in circles to make place value counters. Then think about what would be one more and one less. Write these numbers as digits.</b></p>	<p>PE – Athletics <b>This will be completed at home.</b> Keep up with daily exercise including walks, cycling, games in the garden, dancing at home or even Joe Wicks PE lessons on YouTube!</p> <p><b>Challenge: Play 'Simon Says' in the garden with your family. Include lots of things like star jumps and squats to make it extra hard!</b></p>


## The Snail in the Rain




A contest was put on by the Queen, in spring. The snail and the dog with a tail, went to the start mark.




The aim was not to fail but to finish first. The main road was straight but full of bumps.



Then, the rain and hail fell from up high. The road was wet.



The dog fell on a nail stuck in the road. He was hurt and had to stop.









The snail felt bad. He went to pick up the dog. The dog was in pain. The snail put the dog on his shell and went to the train.




























The train took them to the end of a rail track. They went to the finish together.

### Phase 5 'ai', 'ay' and 'a-e' Sound Family Phoneme Roll and Read Mat

	<b>wait</b>	<b>hail</b>	<b>snail</b>	<b>tail</b>	<b>rain</b>
	<b>sail</b>	<b>nail</b>	<b>aim</b>	<b>pain</b>	<b>train</b>
	<b>day</b>	<b>may</b>	<b>bay</b>	<b>spray</b>	<b>play</b>
	<b>say</b>	<b>crayon</b>	<b>tray</b>	<b>way</b>	<b>may</b>
	<b>rake</b>	<b>name</b>	<b>take</b>	<b>maze</b>	<b>late</b>
	<b>whale</b>	<b>flake</b>	<b>make</b>	<b>grape</b>	<b>plane</b>

Red Class – Home Learning – w.b. 29<sup>th</sup> June 2020

ai		ay		a-e	
					
					
					
					
					

Two fluttery butterflies.	
Four little lizards.	
Eight spoonbills.	
Three stripy mice.	
Nine shiny starlings.	
One black hen.	
Six jumpy crickets.	
Five beautiful sunbirds.	
Ten chicks.	
Baby bullfrogs. There are seven.	

<i>Beautiful</i>	<i>careful</i>	<i>powerful</i>	<i>playful</i>
<i>graceful</i>	<i>wonderful</i>	<i>cheerful</i>	<i>joyful</i>
<i>delightful</i>	<i>harmless</i>	<i>helpless</i>	<i>fearless</i>
<i>restless</i>	<i>homeless</i>	<i>powerless</i>	<i>careless</i>



We all went on safari.

We all went on safari and the day had just begun. We spied a lonely leopard. Arusha counted one.

We all went on safari over grasslands damp with dew. We came across some ostriches and Mosi counted two.

We all went on safari past an old acacia tree. Nearby giraffes were grazing. So Tumpe counted three.

We all went on safari to the ancient crater floor. We heard some lordly lions. Mwabe counted four.

We all went on safari where the lake birds swim and dive. Up bobbed some hefty hippos. Akeyla counted five.

We all went on safari among herds that intermix. We followed woolly wildebeests. Watende counted six.

We all went on safari with the sun high in the heaven. We spotted zigzag zebras. Zalira counted seven.

We all went on safari near the Serengeti gate. We startled wiry warthogs. Suhuba counted eight.

We all went on safari where the treetops intertwine. We met mischievous monkeys. So Doto counted nine.

We all went on safari through a rocky hillside glen. We watched enormous elephants and Bodru counted ten.

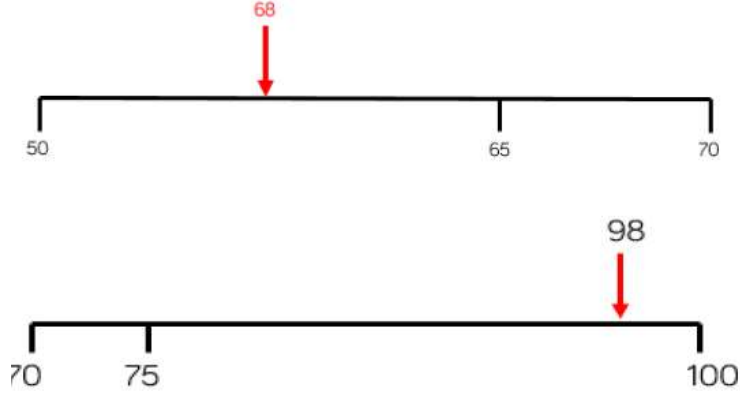
We all went on safari in the sunsets fading light. We built ourselves a campfire and bid our friends goodnight.

By Laurie Krebs.

Red Class – Home Learning – w.b. 29<sup>th</sup> June 2020



Leo has marked numbers on his number lines.  
Has he made any mistakes?



Can you show the following numbers on your own number line?

- 75
- 34
- 91
- 87

5b. Order these numbers from largest to smallest.

50	17
71	3
49	94



6b. Draw lines to join the cards to their place on the line.

Most \_\_\_\_\_ Least

	51	46
--	----	----



7b. Fill in a number that could go in the box.

85		47	12
----	--	----	----



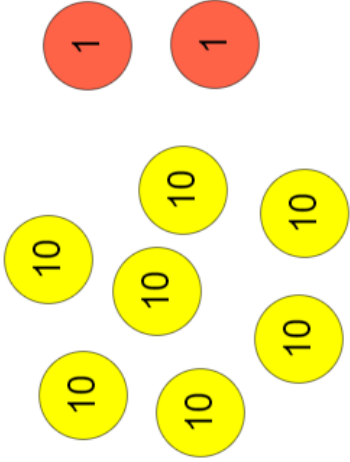
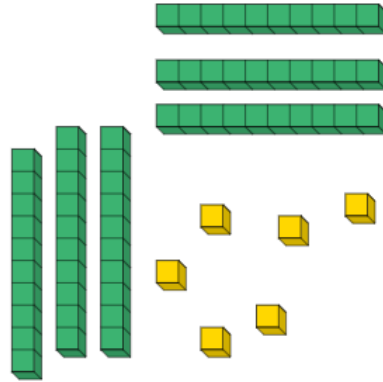


8b. Match each bug to its position in the race.

third	first	fourth
-------	-------	--------


Finish



Red Class – Home Learning – w.b. 29<sup>th</sup> June 2020

One less		One
		
		
		
		

Red Class – Home Learning – w.b. 29<sup>th</sup> June 2020

*Composition A by Piet Mondrian*

*The Starry Night by Vincent Van Gogh*