

Topic – The World Around Us


Storytime with Mrs Eaves

Little Honey Bee by Caryl Lewis




<https://www.youtube.com/watch?v=GcEDV8SjN8&feature=youtu.be>

A story for you: Bee & Me by Alison Jay

<https://www.youtube.com/watch?v=DO215Uai4i4>


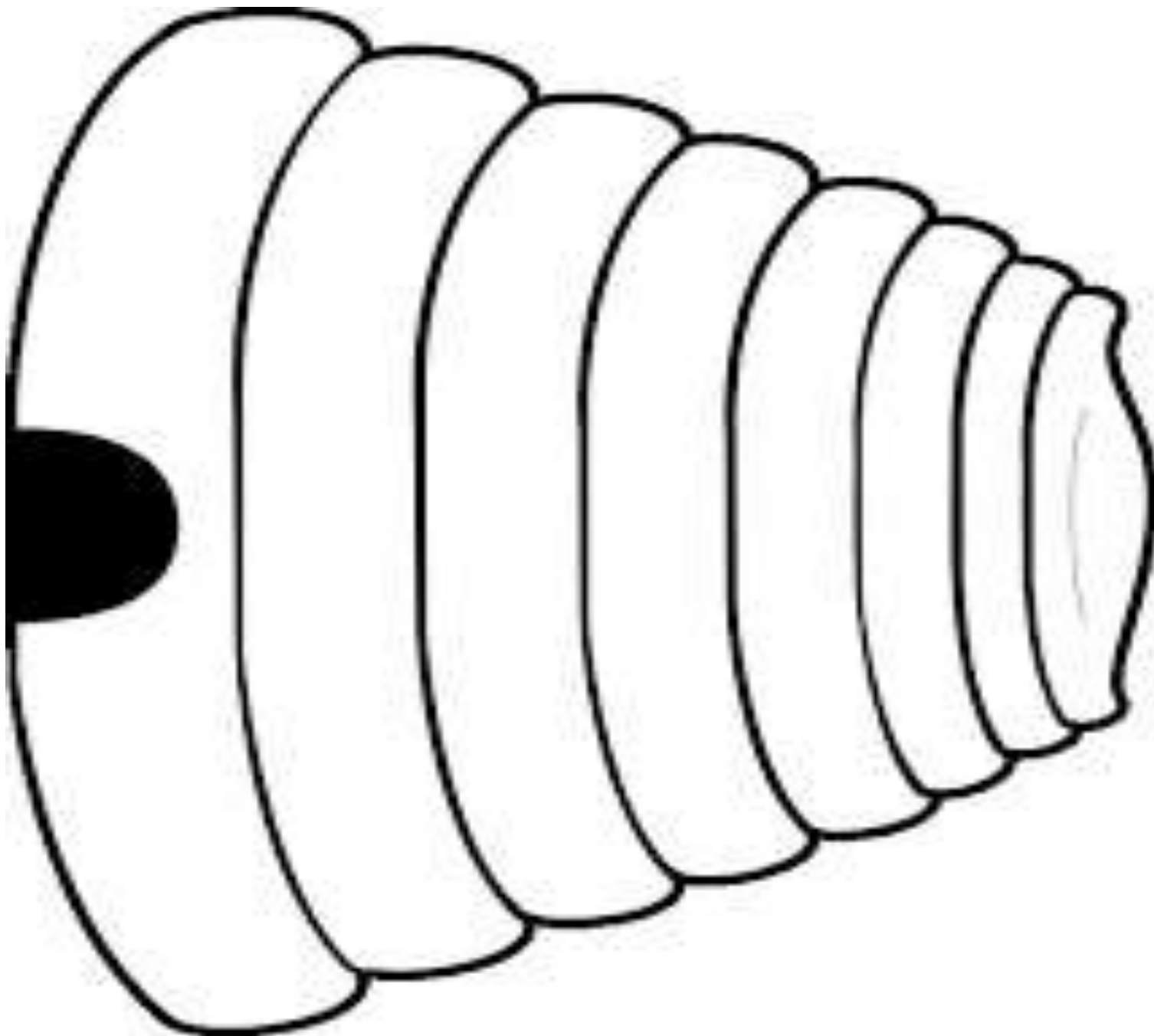
Task	Literacy	Maths	Number	Phonics
	<p><u>Note to adults – the children need to use their own phonic knowledge to write each word. It does not matter if it is incorrectly spelt.</u></p>	<p>Shape 2D (3D next week)</p>		
1	<p>I love bees so, this week I thought we’d have a look at them. They are very important to us. https://www.youtube.com/watch?v=xnhmxNoo4EY But, can you find out why? Why did soldiers, during WW1, use honey after they had been in a fight?</p> <ul style="list-style-type: none"> Using the internet, find out five facts about the bee. Remember the facts as you’ll need them tomorrow. <p>Challenge –</p> <ul style="list-style-type: none"> Write a story about a bee. (Page 6) <p>Remember: finger spaces, full stops, <u>sentences start with a capital letter</u>, write on the line and sound out the word before you try to write it. No capital letters in the middle of words! Also, you need to make sure you are forming all your letters correctly, it is really important.</p>	<p>We are going to look at shapes this week.</p> <ul style="list-style-type: none"> Check out this website to play some awesome shape games. <p>https://www.topmarks.co.uk/maths-games/5-7-years/shapes</p>	<p>Number</p> <p>Can you say the number that is before it, one more than, one less than? Can you count objects to this numbers? Can you write this number? Can you share out this number of objects between 2 people equally? Is there any left over? What two numbers when added together make 12 and how many can you think of? Can you write them down in a number sentence?</p> <p>12</p>	<p>Phonics Recap</p> <p>Use the www.phonicsplay.co.uk website to investigate these sounds along with words around you and in books – also use the ‘you tube’ clips to help and the websites.</p> <p>Phase 4 sounds</p> <p>(these involve sounds that you have learnt so far and blending them with another to make a new sound)</p>
2	<ul style="list-style-type: none"> Watch https://www.youtube.com/watch?v=B2jfMHWYTDk Make a hive picture, include a honey bee then cut out the writing template and add it to the bottom of the hive (Page 4 & 5). Write a sentence about a bee. What do they do? How do they move about? Where do they live? Use your facts from yesterday. 	<p>https://www.bbc.co.uk/bitesize/clips/zhnvcdm</p> <p>https://www.youtube.com/watch?v=OVltzLoovLc</p> <p>Now that you know what a 2D shape is:</p> <ul style="list-style-type: none"> Go for a walk outside and see what shapes you can spot. If you have a camera or ipad you could take photos of the shapes you find. Using natural materials form your walk, can you make some different shapes. Eg. 4 x equal length sticks can 		

Rainbow Class – Home Learning – w/c 22nd June, 2020 - ‘The World Around Us

	 <p>Be kind today and be as busy as a bee.</p>			
		<p>Additional Website Links https://nrich.maths.org/14588 https://nrich.maths.org/14579 https://www.bbc.co.uk/cbeebies/grownups/help-your-child-with-maths</p>		
<p>Additional Activities</p> <p>https://www.twinkl.co.uk/home-learning-hub</p>	<p>Expressive Art & Design</p>	<p>Understanding the World</p>	<p>Dance Learn how to do the Waggle Dance.</p>	
	<p>Music – Listen to ‘The Flight of the Bumble Bee by Mikolai Rimsky-Korsakov’. What does the music sound like? Dance round the room as if you were a bee. https://www.youtube.com/watch?v=X14kC-sEH0I</p>	<p>Minibeast Adventure with Jess https://www.youtube.com/watch?v=a8xgh2H5dGw</p>	<p>https://www.youtube.com/watch?v=oGHmHBAORks</p>	
	 <p>Pool noodle Pinecone</p>	<p>You could do a some honey tasting. Not all honey tastes the same. Why do you think that is? Can you taste any difference? Describe the taste of each one you try.</p>	<p>Songs</p> <p>The Bee Song https://www.youtube.com/watch?v=Nizi_xCS10w</p> <p>The Bee-Bop Dance https://www.youtube.com/watch?v=nXjM_XTgrvY</p> <p>The Bees Go Buzzing https://youtu.be/bWUgZm_AE64</p> <p>Try learning this rhyme https://www.youtube.com/watch?v=ZKdRCrePww</p>	

NB Please revisit the ideas from previous week’s as it is good to repeat them so that your child has a deeper understanding

Please don’t feel that you have to print off the templates. They are just there to help you and give you some ideas if you need them. You can just do the work on plain or lined paper.



Name.....

Name.....





All about bees

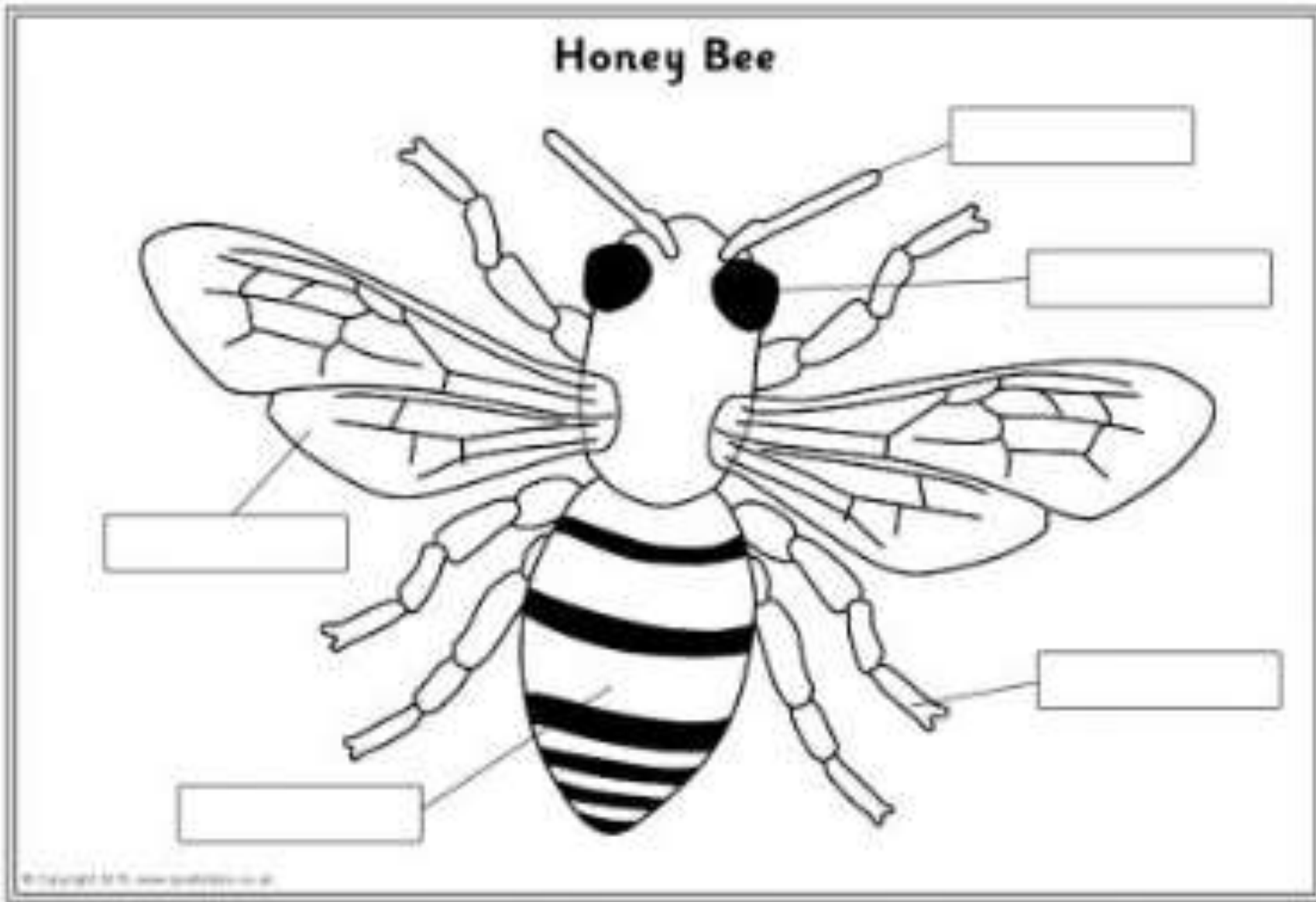


Handwriting practice area with seven vertical lines for writing.




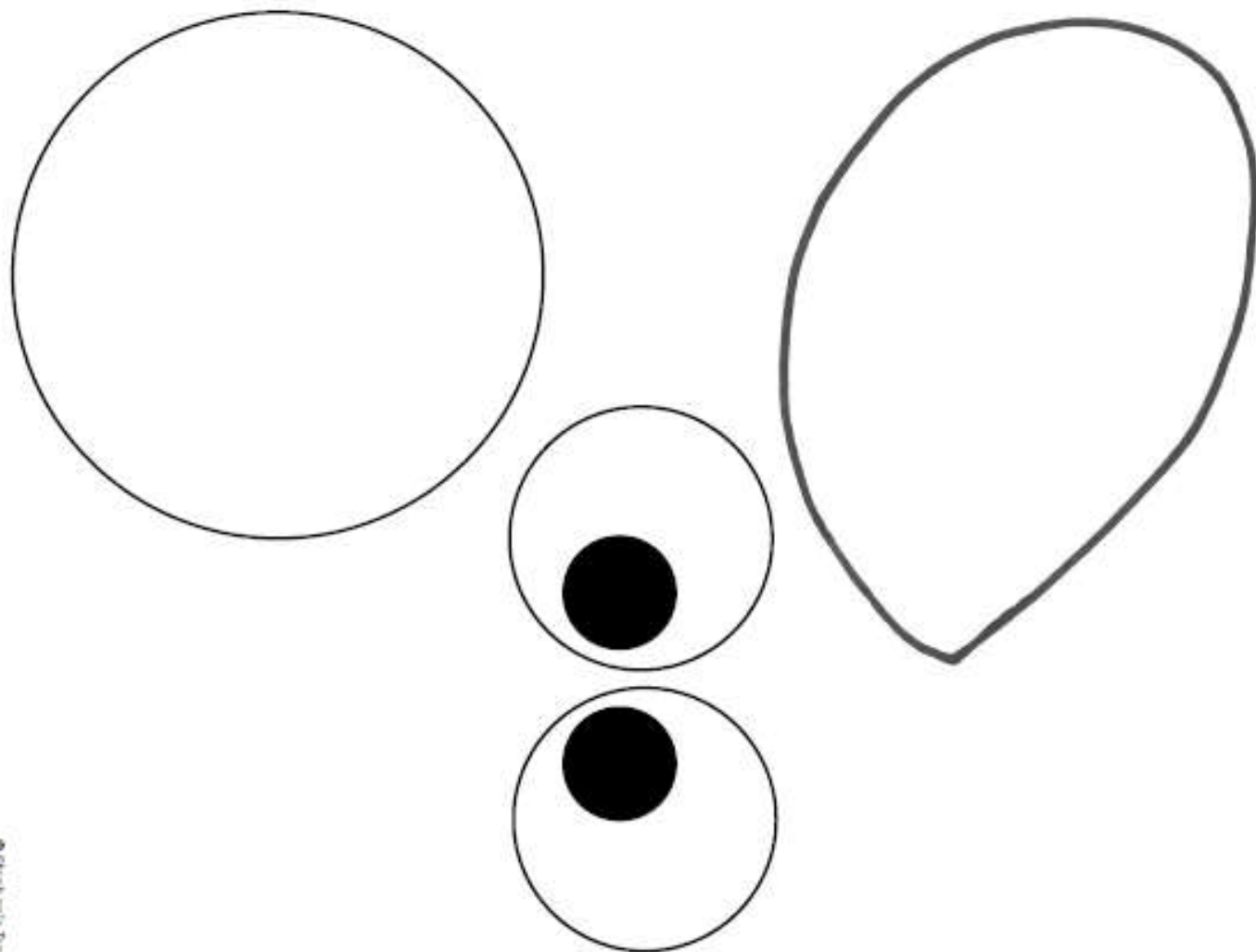


Name.....

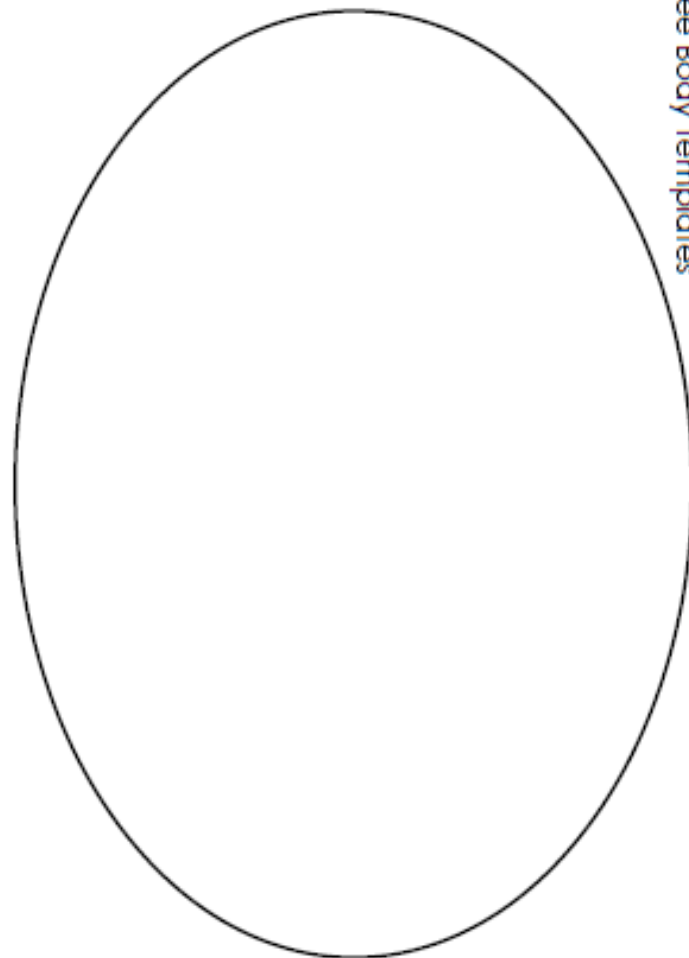


Name.....






Bee Wings, Head, and Eyes Templates



Bee Body Templates

Thank you note to the bees.



Name.....

Form a sentence!

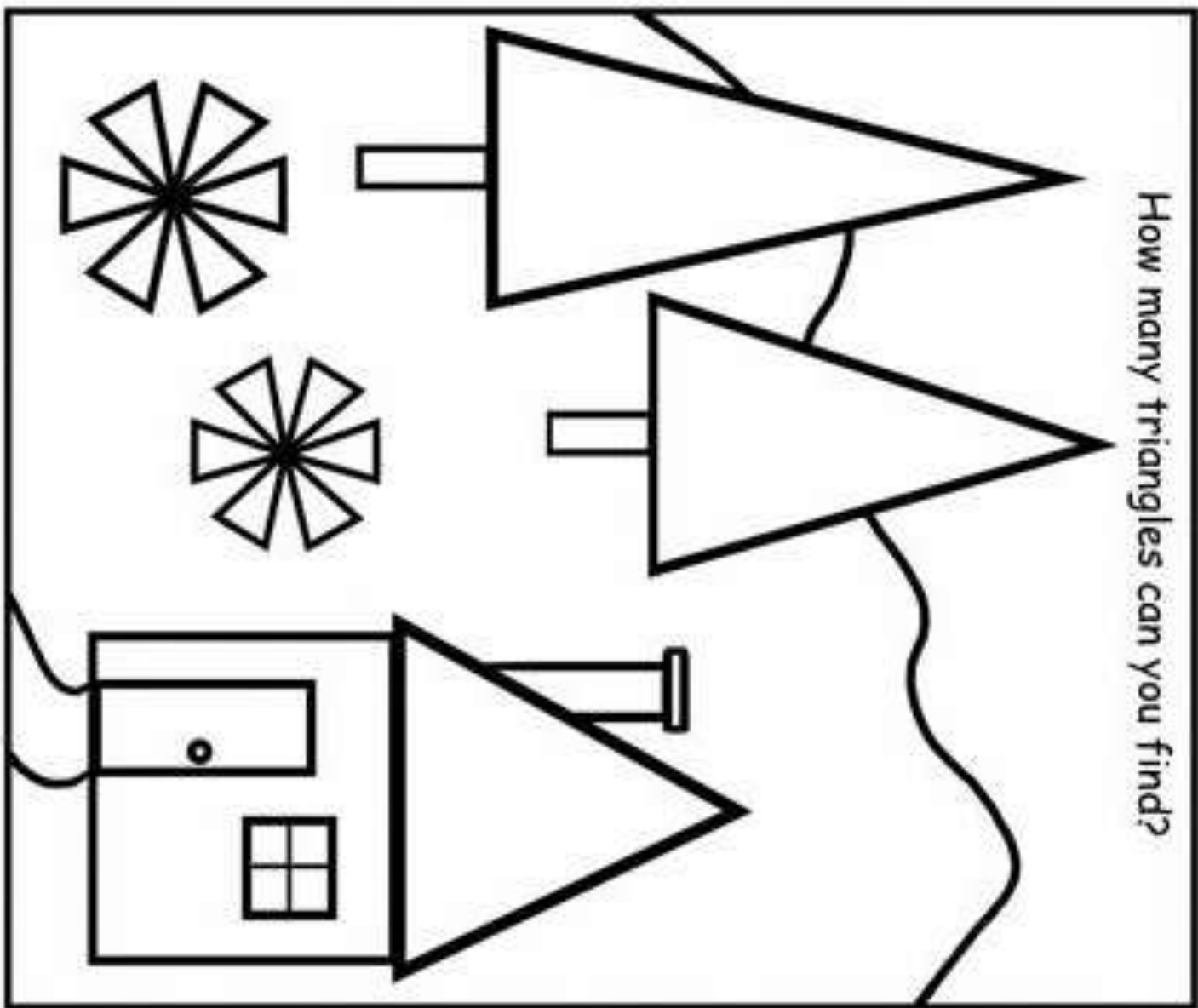
Form a sentence using these words...

by
buzzes
the



bee

Handwriting practice lines consisting of a solid top line, a dashed middle line, and a solid bottom line.



Name.....

Name.....

2D Shape Colouring

Can you colour the shapes to complete the picture?

Key:


○ = red

□ = blue

△ = yellow

◊ = green

□ = purple





Name.....


2D Shape Colouring

Can you colour the shapes to complete the picture?

Key:

 = purple

 = yellow

 = green

 = blue

