

**Red Class – Home Learning – w.b. 15<sup>th</sup> June 2020**

Dear Parents / Carers,

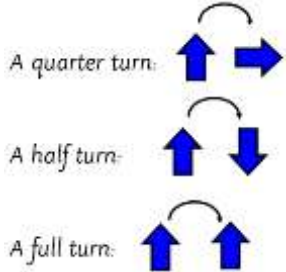



I hope you have all had a chance to do some more home learning last week. Please send in any photos of completed work or other home activities to the red class email address – [red@beaupre.cambs.sch.uk](mailto:red@beaupre.cambs.sch.uk) I love to see what you have been up to! If you are still working from home, please find the home learning activities below. If you have any questions about the work please send me an email too!

I have included some foundation subjects in the weekly home learning plan which we will be completing in the afternoons in school. Our topic this half term is ‘hot and cold places’.



Make sure you use the following link to continue to use Twinkl resources for free from now on:  
<https://www.twinkl.co.uk/home-learning-hub>

Stay safe,

Miss Brand

Task	Phonics	English	Maths	Topic
1	<p>This week we will be recapping the sounds <b>e-e</b> (as in ‘theme’), <b>o-e</b> (as in ‘throne’) and <b>i-e</b> (as in ‘time’).</p> <p>Read the postcard on page 4 of this document. Ask an adult to help if you get stuck on any tricky words. Find words that have the ‘e_e’ sound and colour them in.</p> <p><b>Challenge: Can you think of any more ‘e_e’ words? Make a list in your book.</b></p>	<p>Extending sentences.            Look at the rainforest picture on page 6 of this document. Write extended sentences about the picture using the word ‘and’ to extend your sentence.            E.g. ‘There are lots of green plants and three blue butterflies.’</p> <p><b>Challenge: Use one of these different words to extend your sentences: but, or, because, so.</b></p>	<p>Describe turns.            Have a go at turning some toys using a quarter turn, half turn or full turn. You could drive toy cars around the living room and do different turns to get around the furniture. Or make instruction cards to make a treasure route around the garden. Include the kind of turn and how many steps to take to find the next instruction card!</p> <div style="text-align: center;">  <p>A quarter turn: </p> <p>A half turn: </p> <p>A full turn: </p> </div>	<p>Geography            What do you already know about the North Pole? What would you like to find out? Write your own research questions about the North Pole. Ask an adult to help you find out the answers.</p> <p><b>Challenge: Try to use a range of question words such as who, what, where, why and when.</b></p>

**Red Class – Home Learning – w.b. 15<sup>th</sup> June 2020**

			<p><b>Challenge: Can you make a quarter turn to the left and the right? Can you make a half turn to the left and the right? What do you notice?</b></p>	
2	<p>Log onto:  <a href="https://new.phonicsplay.co.uk/">https://new.phonicsplay.co.uk/</a>                      Using the log in details below:</p> <p>Username: march20                      Password: home</p> <p>Click on resources, then phase 5. Play picnic on pluto using the focus sounds of the week.</p> <p><b>Challenge: Write down any real words you can remember from the game. Choose one or more to write in a sentence.</b></p>	<p>Plan a non-chronological report:                      This week we will be planning and writing an information page. You can choose your own topic to write about. It could be to do with our current ‘hot and cold places’ topic or anything else that interests you. A good place to find information is the <a href="http://www.natgeokids.com/uk/">www.natgeokids.com/uk/</a> website. Or you might have some information books at home to use instead. Choose a topic and decide what you would like to find out. Write some questions down about your chosen topic.</p> <p><b>Challenge: Try to write questions using different question words: what, who, where, why, when, how.</b></p>	<p>Describe turns.                      Have a go at the questions on page 8 of this document. You could write the answers in your book or just talk about them and describe what you see.</p> <p><b>Challenge: Have a go at the challenge questions on page 8 of this document.</b></p>	<p>RE                      In Christianity the special religious book is called the Bible. Sikhs have a special religious book called the Guru Granth Sahib. The book is looked after very carefully as it is very important to them. Read through the information on page 11 of this document and write down some instructions for looking after the book.</p> <p><b>Challenge: You could make an instruction page with all the instructions for looking after the Guru Granth Sahib.</b></p>
3	<p>Log on to Education city and search for the ‘o_e’ sound using the ‘search content’ button at the top of the page. Choose the activity called ‘Princess Rose’s magic stone’.</p> <p><b>Challenge: Write down any o_e words you can remember from the activity and draw a picture to go with it.</b></p>	<p>Make notes:                      Remind yourself of your chosen topic. Use a child friendly website such as <a href="http://www.natgeokids.com/uk/">www.natgeokids.com/uk/</a> or an information book at home to find out information about your topic. Write down notes (not full sentences) to answer your questions or find any interesting facts about your topic.</p> <p><b>Challenge: Try to use two places to find your information to double check. You could use two books, two websites or a combination of both.</b></p>	<p>Describe position.                        Today we will be learning about left and right. You might have a game at home that you could play to help such as snakes and ladders or twister! Make sure you use the words ‘left’ and ‘right’ to help you learn these directions as you play. There is a board game on page 9 of this document if you would like to use it.</p> <p><b>Challenge: Design your own game at home that uses ‘left’ and ‘right’ directions.</b></p>	<p>Science – Exploring habitats.                      Choose a habitat to explore e.g. garden, tree, flower bed, field, river, pond. What does the habitat have? (water, food, shelter) What animals might live there? What can you see? Draw a picture of your chosen habitat including any animals or insects you find. Label your picture.</p> <p><b>Challenge: Make a list of the insects and other creatures you find in your chosen habitat. What do you notice if you go back at a</b></p>

**Red Class – Home Learning – w.b. 15<sup>th</sup> June 2020**

				<b>different time of the day? Or on a different day? What about when the weather changes?</b>												
<b>4</b>	<p>Log onto:  <a href="https://new.phonicsplay.co.uk/">https://new.phonicsplay.co.uk/</a>                      Using the log in details below:</p> <p>Username: march20                      Password: home</p> <p>Click on resources, then phase 4. Play 'tricky word trucks' to practice reading tricky words.</p> <p><b>Challenge: Choose some tricky words to practice spelling in your book. Don't forget to check your spellings carefully afterwards!</b></p>	<p>Write my information page:                      Now you have prepared your notes it is time to write your information page!                      Remember to write in full sentences this time. There is a blank information page template to use on page 7 of this document or you could make your own piece of work on a page in your book or use any other paper you have at home.</p> <p><b>Challenge: Read through your work to check it makes sense.</b></p>	<p>Describe position.                      Complete the activity on the left of page 10 of this document. Read the clues carefully to colour it in correctly!</p> <p><b>Challenge: Can you design your own similar activity? Don't forget to include instructions that describe the positions e.g. 'left', 'right', 'middle'.</b></p>	<p>Art                      Warm colours are yellow, orange and red. What picture could you make using warm colours?                      (African landscape, sunset, bonfire, fire of London, candle, Autumn leaves, fruit and veg)                      Choose a warm picture to make using crayons, paint, chalks, pens, collage or whatever you would like to use.</p> <p><b>Challenge: Choose something to draw or paint that is your favourite colour.</b></p>												
<b>5</b>	<p>Look at the pictures on page 5 of this document and draw the table below in your book ready to sort the words. Name the object in the picture and write it in the correct column in your table.</p> <table border="1" style="margin-left: auto; margin-right: auto;"> <tr> <td style="width: 33px; text-align: center;">ie</td> <td style="width: 33px; text-align: center;">igh</td> <td style="width: 33px; text-align: center;">i_e</td> </tr> <tr> <td style="height: 20px;"></td> <td></td> <td></td> </tr> <tr> <td style="height: 20px;"></td> <td></td> <td></td> </tr> <tr> <td style="height: 20px;"></td> <td></td> <td></td> </tr> </table> <p><b>Challenge: Can you think of any more words that use one of these 'igh' sounds? Write them in the correct column.</b></p>	ie	igh	i_e										<p>Editing my information page:                      Read through your information page and check it makes sense. You could mark your own work with a pen to change spellings or add in missing full stops. Don't forget to decorate your poster with a beautiful picture, title and border.</p> <p><b>Challenge: Present your poster to someone in your family. Remember to read it loud and clear!</b></p>	<p>Describe position.                      Complete the activity on the right of page 10 of this document. Read all the clues before you start. Can you work out where each animal should live?</p> <p><b>Challenge: Design your own zoo map. Can you describe where the animals are in your zoo using positional language? E.g. next to, left, right, in between.</b></p>	<p>PE – Athletics  <b>This will be completed at home.</b>                      Keep up with daily exercise including walks, cycling, games in the garden, dancing at home or even Joe Wicks PE lessons on YouTube!</p> <p><b>Challenge: Discover a new place to go for a walk. You could look on a map with an adult to find a new forest or park to walk round. What habitats can you find on your walk?</b></p>
ie	igh	i_e														

To Pete,

I had the best evening. Can I tell you all about it?

I went to a theme park. The rollercoaster was extreme! We went up so high. It made my dad feel sick and he had to rest on the concrete floor!

Then, we had Cantonese food for tea. We had egg rolls that made me say, "YUM!" My sister says that Japanese food is better but I disagree.

Will you come with us next time, Pete?

Hugs from,

Eve xxx




Pete Smith,  
Flete Street,  
Lea,  
PR2 4EE







Red Class – Home Learning – w.b. 15<sup>th</sup> June 2020







5b. Look at the insects below. How have they moved?

Before	After	Turn
		
		

Write the correct turn for each insect.




VF

6b. Draw this shape after a half turn.



VF

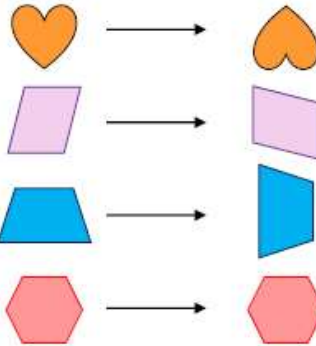
7b. Draw an arrow in the box to show the direction each object has turned.



Describe the turn each has made.

VF

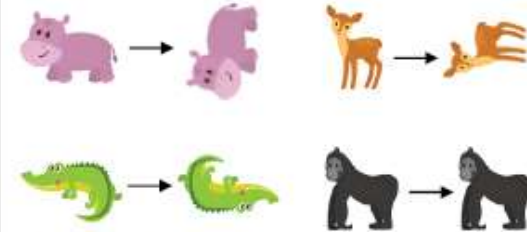
8b. Circle the shapes which have made a quarter turn.



VF

Challenge:

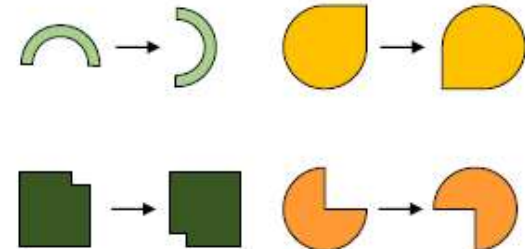
11b. Describe the turn each image has made (there may be more than one answer).



Hint: turn in both directions

VF

12b. Circle the shapes which have made the same turn, which turn is it?



VF



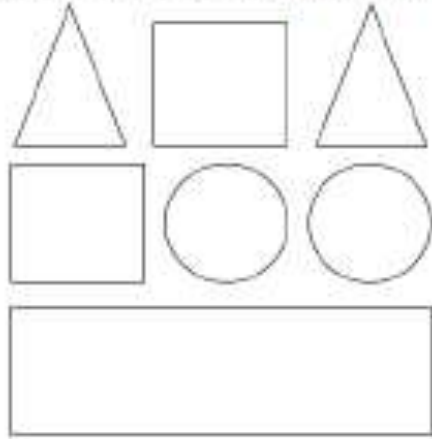


# Snakes and Ladders



41	42	43	44	45	46	47	48	49	50 FINISH
40	39	38	37	36	35	34	33	32	31
21	22	23	24	25	26	27	28	29	30
20	19	18	17	16	15	14	13	12	11
1 START	2	3	4	5	6	7	8	9	10

Use the clues to colour the shapes.



- The middle circle is blue.
- The shape up from the right circle is green.
- The shape down from the right triangle is red.
- The shape down from the circles is green.
- The square to the left of the green triangle is red.
- The shape up from the rectangle is blue.
- The remaining shape is red.

2. You are a zookeeper and there are new animals moving into your zoo. You have to find a place for the tigers, lions and monkeys, but there are some rules to follow.

The Rules:

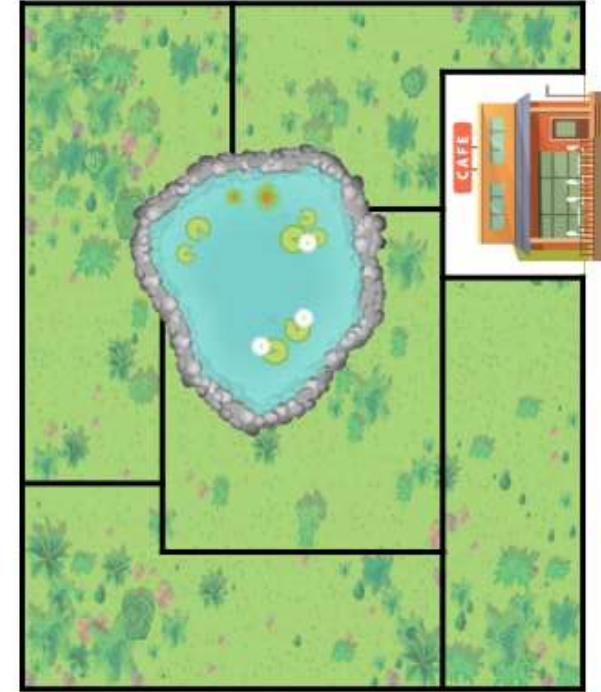
The koalas must not live next to the pond.

The tigers must live between the koalas and the pond.

The lions must live to the right of the koalas.

The monkeys must live to the left of the café.

Where could each animal live?





*Rested on silk cushions.*



*Always carried above head height.*



*A fan is waved to keep flies away.*



*The Guru Granth Sahib is kept  
under a canopy.*