

Dear Parents/Carers,

Please find below this week's home learning pack for Purple Class. I have continued with the use of YouTube videos for maths lessons this week and have also created a video for one of the English sessions. I hope the children and yourselves are finding these videos helpful, I have received some photos of children enjoying the videos which has been lovely to see.

For reading sessions this week I have set the children some work on Purple Mash:

<https://www.purplemash.com/sch/beaupre>

The children's log in details can be found on the inside cover of their home learning books. If you did not receive your home learning book and would like a log in for your child, please contact me on the Purple Class email address. You will find the work set for the children under the 'To Do' section. The learning grid below shows which activity can be completed for each session. These activities have been set with a 'deadline' of Sunday, so it doesn't matter when in the week you complete the activities.


Thank you to everybody that has been sending updates on the Purple Class email address, I love to see the learning and activities the children have been doing and knowing that you're all safe and well.

As always please contact purple@beaupre.cambs.sch.uk should you have any questions or want to share any learning or activities which the children have been doing.

Take care of yourselves,
Miss Knight

	English – Reading	English – Writing	Maths
Session 1	<p>For your reading sessions this week, I have set your work on Purple Mash. Your log in details are on the inside cover of your home learning book. If you did not receive your book, please contact the Purple Class email address and I will send you your log in details.</p> <p>For your reading session today, please read Chapter 1 of the book you have been assigned. You will find these in your 'To Do' area.</p>	<p>We are going to continue focussing on Stone Age Boy this week. To begin with, re-watch Memma the Cave Woman reading the story to refresh your memories: https://www.youtube.com/watch?v=YAg0NRTRzEg</p> <p>The next two sessions are going to be focusing on speech. For this session, I would like you to look at the pictures on page 4 of this document – they are pictures of when Om and the Stone Age Boy meet for the first time. I would like you to add speech bubbles to these pictures to show what the characters could be saying to each other.</p>	<p>We are going to continue focusing on money this week.</p> <p>This session's YouTube video is about calculating change from £1: https://youtu.be/5bgWIDUQ0ck</p> <p>The work associated with today's lesson is on Purple Mash. Your log in details are on the inside cover of your home learning book. If you did not receive your book, please contact the Purple Class email address and I will send you your log in details. You will find this session's activity in your 'To Do' area.</p>
Session 2	<p>School Swap – If you are reading this book, please complete the book quiz which you will find in your 'To Do' area.</p> <p>Little Red – If you are reading this book, please complete the book quiz which you will find in your 'To Do' area.</p>	<p>For this session, you will need session one's work handy. In this session, you are going to write your speech from your speech bubble into speech sentences.</p> <p>To remind you of how we punctuate speech sentences, I have created a YouTube video to help you: https://youtu.be/4lyvHFubviY</p>	<p>This session's YouTube video is about calculating change from amounts larger than £1: https://youtu.be/SdiO7dDnP80</p> <p>The work associated with this session is on page 7 of this document.</p>
Session 3	<p>School Swap – If you are reading this book, please complete this sequencing activity: https://static.purplemash.com/mashcontent/applications/serialmash/school_swap_ChapterSequencing_Ch1/</p>	<p>For this session, you are going to plan your own version of Stone Age Boy. On page 5 of this document you will find a boxing up planner example which I have completed and then on page 6 there is a blank boxing up grid for you to fill in.</p>	<p>This session's YouTube video is about calculating change in the form of word problems: https://youtu.be/NOMFSrsxAwI</p> <p>The work associated with this session is on page 8 of this document.</p>

	<p>school swap Sequencing_ch1.pdf</p> <p>Little Red – If you are reading this book, please complete the ‘Missing Words’ activity which you will find in your ‘To Do’ area.</p>		
Session 4	<p>School Swap – If you are reading this book, please complete this grammar activity: https://static.purplemash.com/mashcontent/applications/serialmash/school_swap_SPaG_Ch1/school_swap_SPaG_ch1.pdf</p> <p>Little Red – If you are reading this book, please complete the ‘Joining Words’ activity which you will find in your ‘To Do’ area.</p>	<p>For this session, I would like you to write out the beginning of your story. Here is my example to help you:</p> <p><i>Bring! Bring! The bell rang for break time. Excitedly, I raced outside. When I was outside, my friends and I were playing tag. Suddenly, I came across a crack in the playground and found myself falling down, down, down. When I hit the ground, I found myself in an unfamiliar, mysterious place. As I walked around, I saw lots of tall, green trees and could hear wolves howling.</i></p>	<p>This session’s YouTube video is about mixed money word problems: https://youtu.be/OInR-XYLwrE</p> <p>The work associated with this session is on page 9 of this document.</p>
Session 5	<p>School Swap – If you are reading this book, please complete this comprehension activity: https://static.purplemash.com/mashcontent/applications/serialmash/school_swap_OpenEnded_Ch1/school_swap_OpenEndedQ_ch1.pdf</p> <p>Little Red – If you are reading this book, please complete the ‘Paint Project’ activity which you will find in your ‘To Do’ area.</p>	<p>For this session, I would like you to edit and improve the part of the story which you wrote yesterday. Here are some things for you to think about:</p> <ul style="list-style-type: none"> • Have you punctuated your sentences correctly? • Does your work make sense? • Have you checked your spellings? • Could you up-level some vocabulary? • Could you up-level some of your sentence openers? 	<p>This session is an extra session to practice the money skills learnt over the past two weeks.</p> <p>There are a variety of money games for KS2 at https://www.topmarks.co.uk/maths-games/7-11-years/money Have a go at as many of the games as you like.</p>



<p>Main character is doing something ordinary then finds themselves somewhere unfamiliar.</p>	<p>I am outside at school playing tag with my friends. I suddenly fall through a hole in the playground and I end up in an unfamiliar place.</p>
<p>Main character meets somebody who comes from the unfamiliar world.</p>	<p>A strange person comes towards me. They are dressed like they're from the Stone Age. We get to know each other. Her name is Bo.</p>
<p>Main character goes with the other character to look around their home.</p>	<p>Bo takes me to her camp. I see tents made from animal skin and a smoky camp fire. Bo and I go hunting for deer to make a deer stew for tea.</p>
<p>Main character is taken to a special place to the other character.</p>	<p>Bo takes me to a cave which is special to her villagers. The cave is full of wonderful paintings. There are woolly mammoths in the cave.</p>
<p>Both characters come into danger in the special place.</p>	<p>A pack of wolves come herding into the cave. The ground begins to shake. I fall down a hole in the ground.</p>
<p>Main character ends up back at home.</p>	<p>I end up back at school on the playground. My friends think I only went inside to get a drink. Was it a dream?</p>

Main character is doing something ordinary then finds themselves somewhere unfamiliar.	
Main character meets somebody who comes from the unfamiliar world.	
Main character goes with the other character to look around their home.	
Main character is taken to a special place to the other character.	
Both characters come into danger in the special place.	
Main character ends up back at home.	


Maths: Calculating Change



£6.78




£2.76




£1.53



£7.25



59p




£1.85


1. If I paid with £1, how much change would I get if I bought the apple?
2. If I paid with £2, how much change would I get if I bought the pineapple?
3. If I paid with £2, how much change would I get if I bought the bananas?

1. If I paid with a £5 note, how much change would I get if I bought the books?
2. If I paid with a £10 note, how much change would I get if I bought the soft toy?
3. If I paid with a £10 note, how much change would I get if I bought the dress?

1. If I paid with a £5 note, how much change would I get if I bought the apple and the books?
2. If I paid with a £10 note, how much change would I get if I bought the dress and the bananas?
3. If I paid with a £5 note, how much change would I get if I bought 2 apples and a pineapple?




£3.48



£1.56



£3.14



£1.10



£1.27

1. Rupert goes to McDonalds and buys an ice-cream. How much change does he get from £2?
2. Polly goes to McDonalds and buys a drink. How much change does she get from £2?
3. Mark goes to McDonalds and buys some chips. How much change does he get from £2?

1. Katie goes to McDonalds and buys a burger. How much change will she get from £5?
2. Lauren goes to McDonalds and buys some chicken nuggets. How much change will she get from £5?
3. Peter goes to McDonalds and buys an ice-cream. How much change will he get from £5?

1. James goes to McDonalds and buys a burger and some chips. How much change will he get from £10?
2. Alisha goes to McDonalds and buys some chicken nuggets and a drink. How much change will she get from £10?
3. Brian goes to McDonalds and buys an ice cream, a drink and some chips. How much change will he get from £10?

Maths – Mixed Money Word Problems

1. Sophie buys an orange for 50p and a banana for 32p. How much money has she spent altogether?
2. George has £3 pocket money. He buys a comic for £2. How much money does he have left?
3. Laura buys a soft toy for £1.78. If she pays with a £2 coin, how much change will she get?
4. Holly is saving up her pocket money. So far she has £16. Her mum gives her £5 for doing some jobs in the house. How much money does Holly have now?
5. Josh has £25 pocket money. He decides to donate £7 to charity. How much money does he have left?

1. Annie buys a CD for £6.46 and a DVD for £8.38. How much money has she spent altogether?
2. Alfie has £8.43 pocket money. His mum gives him £3.80 for cutting the grass. How much money has he got now?
3. Jasmin goes to the shop and buys a bottle of shampoo which costs £4.27. If she pays with a £5 note, how much change will she get?
4. Marie has £7.92 pocket money. She buys a new toy which cost £3.58. How much pocket money has she got left?
5. Christopher buys a colouring book which costs £3.48. If he pays with a £5 note, how much change will he get?

1. Tracy buys four new hair bows which cost £3.85 each. How much do they cost altogether?
2. Louise buys two ice-creams which each cost £3.27 and two drinks which each cost £1.48. How much change will she get from £10?
3. Jacob has £25. He buys a new t-shirt for £12.74 and a pair of shorts for £8.37. How much money has he got left?
4. A packet of purple beads are £4.27 each and a packet of blue beads are £3.45 each. How much money will I spend if I buy 3 packets of purple beads and 4 packets of blue beads?
5. Pens cost 58p each, pencils cost 43p each and rubbers cost 26p each. In pounds and pence, how much will 3 pens, 2 pencils and 4 rubbers cost altogether?