

Blue Class – Home Learning – w.b. 4th May 2020

Dear Parents / Carers,

Thank you for your comments, questions, patience and photographs over the last few weeks, all have been greatly appreciated.

It is good to hear about how you and your children are getting on with this new way of working. I know that everybody has different priorities at the moment and I have been thinking about ways to try to make the children's work clearer and more straightforward to schedule.

Looking at the second work pack, I have reorganised the content for English and Maths into weekly blocks which I have then further divided down into daily sections of work. My hope is that this will help both you and your children to organise the time spent on these areas more easily and with less stress.

I plan on updating this on a weekly basis.

At this point I know that people are in different places in the work. If this doesn't fit with what you are doing and you would prefer to stick to your own approach, then that is absolutely fine too.

I have left the topic and science tasks on the original planner so that you and your children can find your own way through and follow your areas of interest as they arise and as time allows.

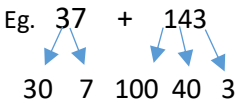
I have put some resources and worksheets on to Purple Mash which is the learning App that all the children have a login for, they were given their user name and password in the original work pack that they brought home, however if they have forgotten their login then contact me via the class email and I will send it through to you. There are also some instructions attached to help you login for the first time.

As usual, please feel free to e-mail blue@beaupre.cambs.sch.uk if you have any questions.


Keep looking after yourselves and don't forget to keep sending the photos for the newsletter, they are greatly appreciated by everybody.

Miss Carpenter

Blue Class – Home Learning – w.b. 4th May 2020

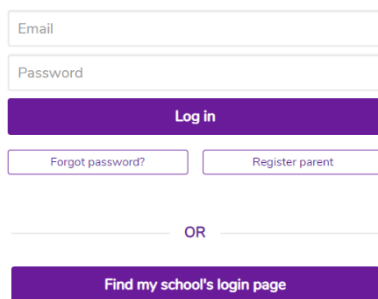
Task	English - Reading	English - Writing	Maths
1	<p>We will be reading “Meerkat Mail” by Emily Gravett. You will find a youtube link below for this book or it might be one that you already have on your bookshelf at home.</p> <p>https://www.youtube.com/watch?v=DcwuTRQ16MU</p>	<p>How did Sunny keep in touch with his family whilst he was away on his adventures?</p> <p>What other ways can we keep in touch with our friends and family? Can you name at least three?</p> <p>Take a good look at Sunny, have a go at writing a character description for him. Think carefully about words that will describe how he looks as well as how he behaves.</p> <p>I have put a picture of Sunny in the Blue class folder in Purple Mash (log in to Purple Mash click on the work folder along the top then on the left-hand side click on the little folder that is called class then click on the little folder named Blue and you will find the file)</p> <p>. You were given you Purple Mash login with your first work pack but if you have forgotten it then email us blue@beaupre.cambs.sch.uk and we will send it to you.</p>	<p>Maths brain warm-up: count in 2’s forward and back, don’t always start at zero! (Challenge: can you count in 2’s starting at an odd number?).</p> <p>We are going to be looking at addition and subtraction this week. There are some free activities on the White Rose Maths website (click on the link below) and I have also put some worksheets in the blue class folder in Purple Mash</p> <p>Remember to show your working out when solving problems.</p> <p>Eg. $37 + 143$</p>  <p>100 $30 + 40 = 70$ $100 + 70 + 10 = 180$ $7 + 3 = 10$</p> <p>https://whiterosemaths.com/homelearning/year-2/</p>
2	<p>Have another look at the story book Meerkat Mail by Emily Gravett</p> <p>https://www.youtube.com/watch?v=DcwuTRQ16MU</p>	<p>Having looked at the story again can you retell it to someone else in your family? Can you remember all the places Sunny visited? What was Sunny’s favourite place? Why?</p> <p>Imagine that you have gone with Sunny on his adventure, write a postcard to your family telling them all about what you are doing and who you have met. You can either design your own postcard or if you login to Purple Mash I have put a blank template in your ‘to do’ list there for you to use. Remember you can either</p>	<p>Maths brain warm up: click on the link below to play the number bonds addition game</p> <p>http://flash.topmarks.co.uk/4021</p> <p>Continue to look at addition and subtraction problems, I have put some in your work folder on Purple Mash, can you help Wilma plan her party?</p>

Blue Class – Home Learning – w.b. 4th May 2020

		send us pictures of your work or if you use Purple Mash you can send it from there – have fun.	
3	Practice reading the spellings list in Purple Mash , you will find it in your 'To Do' list	<p>You are a book author, you need to plan a story similar to Meerkat Mail but change the character of Sunny to a different African animal – you might choose a lion, elephant or rhino.</p> <p>Think about who your main character is, what their name is, and what they look like.</p> <p>Decide what will happen at the start/middle/end of your story and include all your ideas in your plan.</p>	<p>Maths brain warm up: watch number bond rock https://www.youtube.com/watch?v=-74-3WSrD0</p> <p>How quickly can you write down all the number bonds to ten? Ask someone to time you to see how quickly you can do it. Can you do number bonds to 20?</p> <p>Continue to work on solving the problems for Wilma's party.</p>
4	Free reading – choose a book or comic that you like and spend some time reading to someone in your family.	<p>Using your story plan, create a comic strip story.</p> <p>Use pictures and sentences to write your story and remember because it's a comic strip you can also include speech or thought bubbles.</p> <div style="display: flex; align-items: center; justify-content: center;">  <div style="margin-left: 10px;"> <p>Example of a comic</p> </div> </div>	<p>Maths brain warm up: write down all the odd numbers between 0 and 30</p> <p>Have a go at writing your own number story just like Wilma's. When you've finished you could send it to us and we could share it with the rest of the class.</p> <p>blue@beaupre.cambs.sch.uk</p>
5	It's a Bank Holiday week – choose something you want to read.	It's a Bank Holiday week – what do you want to write about?	It's a Bank Holiday week – what do you want to work on in maths

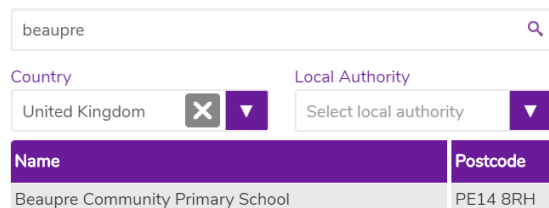
How to access Purple Mash

1. Do a google search for Purple Mash
2. Click on 'find my school's login page'



A login form with two input fields: 'Email' and 'Password'. Below the fields is a purple 'Log in' button. Underneath are two smaller buttons: 'Forgot password?' and 'Register parent'. A horizontal line with 'OR' in the center is below these buttons. At the bottom is a purple button labeled 'Find my school's login page'.

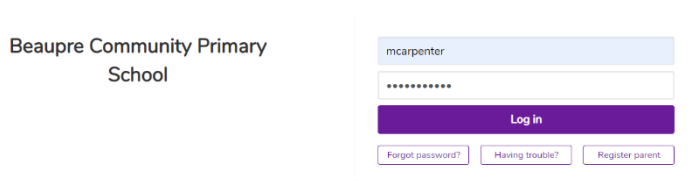
3. Type beaupre in the search bar then double click on the school name/postcode



A search interface with a search bar containing 'beaupre' and a magnifying glass icon. Below the search bar are two dropdown menus: 'Country' (set to 'United Kingdom') and 'Local Authority' (set to 'Select local authority'). Below these is a table with two columns: 'Name' and 'Postcode'. The table contains one row: 'Beaupre Community Primary School' and 'PE14 8RH'.

Name	Postcode
Beaupre Community Primary School	PE14 8RH

4. Type in your username and password then click login

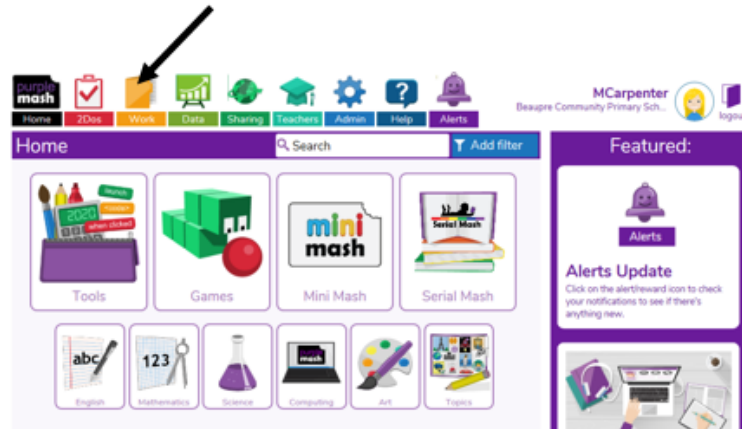


A login page for 'Beaupre Community Primary School'. It features a login form with a text input field containing 'mcarpenter', a password input field with masked characters, and a purple 'Log in' button. Below the form are three buttons: 'Forgot password?', 'Having trouble?', and 'Register parent'.

Blue Class – Home Learning – w.b. 4th May 2020

5. Either click on the red 'To Do' box at the top to find some templates to help you or click on the yellow 'work' folder then click on the blue class folder to find some resources and work sheets.

Click yellow work folder



Click on 'Class' then click on 'Blue Class'