

Rainbow Class – Home Learning – w.b. 4th May 2020

Dear Parents / Carers,

Thank you for your comments, questions, patience and photographs over the last few weeks, all have been greatly appreciated.

It is good to hear about how you and your children are getting on with this new way of working. I know that everybody has different priorities at the moment and I have been thinking about ways to try to make the children's work clearer and more straightforward to schedule.

Looking at the second work pack, I have made some additional suggestions for Literacy, Phonics, Math and Number and arranged them into weekly blocks which I have then further divided down into daily activities. I have also recorded a story, please click on the link. This is to support the original activity sheets which are already posted on the school website. My hope is that this will help both you and your children to organise the time spent on these areas more easily and with less stress.

I plan on updating this on a weekly basis, providing key phonemes and numbers to work on and re-cap each week.

At this point I know that people are in different places in the work. If this doesn't fit with what you are doing and you would prefer to stick to your own approach, then that is absolutely fine too.

I have left the topic tasks on the original planner so that you and your children can find your own way through and follow your areas of interest as they arise and as time allows.

As usual, please feel free to e-mail rainbow@beaupre.cambs.sch.uk if you have any questions.

Keep looking after yourselves and don't forget to keep sending the photos for the newsletter, they are greatly appreciated by everybody.




Mrs Eaves

Storytime with Mrs Eaves

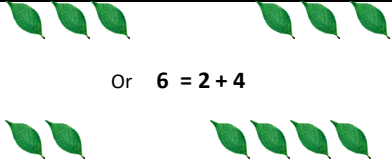
<https://www.youtube.com/watch?v=varMaHnLg1c&feature=youtu.be>

Another lovely story to listen to: *Commotion in the Ocean* - Giles Andreae

<https://www.youtube.com/watch?v=9pRhgz8Jffs>

Task	Literacy	Maths Addition/Subtraction	Number	Phonics
1	<p>Play a syllables game. Clap out the syllables in the names of different sea creatures, such as three claps for octopus, two claps for turtle and one for fish. See how many sea creatures you can name and make a list. Remember to listen to all the sounds in each word and write each sound down to make that word. Note to grown-ups – it is fine that the children write it phonetically and not necessarily grammatically correctly.</p>	<p>Pebble game A game for 2 people. Line up 10 pebbles. Take it in turn to choose whether to take 1, 2 or 3 pebbles. The winner is the player who avoids taking the last pebble.</p> 	<h2>Number Recap</h2> <p>Can you say the number that is before it, one more than, one less than, can you add two numbers together? Can you count objects to each of these numbers? Can you write these numbers? Can you share out this number of objects between 2 people equally? Is there any left over? Take one at a time and try to do them randomly.</p>	<h2>Phonics Recap</h2> <p>Use the www.phonicsplay.co.uk website to investigate these sounds along with words around you and in books – also use the 'you tube' clips to help and the websites.</p>
2	<p>Can you write me letter and put it in a bottle? Take a picture of what you have done and email it to me.</p>  <p>You could tell me:</p> <ul style="list-style-type: none"> What you have been doing. What you want to do when you can leave your home. Who you have missed and why. 	<p>Hidden Items Count out 5 objects (eg 5 x buttons or 5 x biscuits). Ask your child to check how many there are, ensure everyone knows there are 5. Cover the items with a cloth. Check everyone is still happy there are still 5 objects under the cloth. Then as they watch, place two more of the same items under the cloth. Ask them to tell you how many item there are now. Encourage them to represent the objects with their fingers and model counting on 5, 6, 7. Questions: How many buttons did we start with? How many cubes did I add? How many buttons will be under the cloth now? How did you work it out? (they may count on their fingers or use their knowledge of number bonds eg 5 and 2 equal 7)</p>  <p>Use bigger quantities for a greater challenge</p>	<h1>1,2,3,4,5,6,7,8, 9,10</h1>	<h1>ch, sh, th, ng</h1> <p>http://www.letters-and-sounds.com/ https://new.phonicsplay.co.uk/</p> <p>https://www.youtube.com/watch?v=W8Jp5MutVIQ</p>
3	<p>Play 'Under the Sea' bingo</p> <p>https://www.twinkl.co.uk/resource/t-t-5536-under-the-sea-themed-bingo</p>	<p>Watch BBC Numberblocks Series 5: Episode 2 On Your Head: https://www.youtube.com/watch?v=TNZMsXS0IEU</p> <p>Try to represent numbers to 10 in different ways. Find objects from around the house or garden.</p> <p>Eg $6 = 3 + 3$</p>		<p>https://www.youtube.com/watch?v=yVyry9jpVjI https://www.youtube.com/watch?v=nfWCcIz2Qjk&t=154s</p>

Rainbow Class – Home Learning – w.b. 4th May 2020

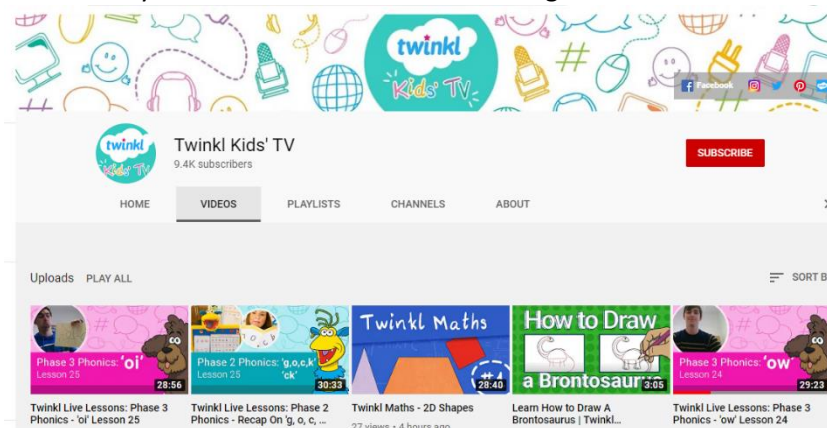
		 <p>Or $6 = 2 + 4$</p>	https://www.educationcity.com/ https://www.purplemash.com/sch/beaupre http://www.numberjacks.co.uk/	https://www.youtube.com/watch?v=mXCSF2hnDDc <ul style="list-style-type: none"> twinklhq.twinkl.co.uk/offer
4	<p>Make a menu for a mermaid's lunch. It will need to be written on a card and so you will need to decorate the front of the card with a picture or a collage. You could use rice for the sea floor, spaghetti for the mermaid's hair. Inside the card, list what they could eat for their starter, main meal and their pudding.</p> <p>Or</p> <p>Draw a picture of your house under the sea If you lived under the sea, what would your house look like? Draw a picture or make a collage. Then label your picture so we know what it would be made of or what each of the rooms are.</p>	<p>Scavenger Hunt Ask your grown-up to ask you to go and find some objects. Eg Go and find 4 x sticks (no bigger than your finger), 7 x blades of grass, 2 x socks. Question: How many items have you collected altogether.</p>		
5	<p>Bank Holiday</p> <p>Have a relaxing day. Why not try some family yoga. Have fun! https://www.youtube.com/watch?v=qC83oFEeVZA </p>			

*How to access twinkl resources free for a month

Step 1: Go to [twinklhq.twinkl.co.uk/offer](https://www.twinkl.co.uk/offer)

Step 2: Enter the code: CVDTWINKLHELPS

If you would like to practice some phase 3 sounds, search for “Twinkl kids’ TV” channel on YouTube. They upload daily phonics lessons with games and activities to join in with. They also have some fun Art videos where you can learn to draw various things!



Message in a Bottle

