

## Storytime with Mrs Eaves

The Rainforest Grew All Around – Susan K Mitchell



<https://www.youtube.com/watch?v=amdhfqcNEil>

## A story for you: Rumble in the Jungle by Giles Andreae

<https://www.youtube.com/watch?v=fmq9PKLUBII>

Task	Literacy	Maths Doubling	Number	Phonics
1	<p>To introduce this half terms topic, 'The World Around Us'. We are going to be learning about <b>The Rainforest</b>. What is a Rainforest? Watch the clip to find out. <a href="https://www.bbc.co.uk/teach/bring-the-noise/andys-raps-rainforest/zhghjlv">https://www.bbc.co.uk/teach/bring-the-noise/andys-raps-rainforest/zhghjlv</a></p> <p>Discussion – What is this song all about? What is a Rainforest? Are trees important? Why are they good? What lives in a Rainforest? Do people live there?</p> <p>Where could we find out about Rainforests? We could use our computers or look in books. How would we do that? We cannot go to the library at the moment but if you have an atlas or an encyclopaedia you could ask your grown up to help you look. Look at the website below. You don't have to join, it's free <a href="https://www.theschoolrun.com/homework-help/rainforest-habitats">https://www.theschoolrun.com/homework-help/rainforest-habitats</a></p> <ul style="list-style-type: none"> <li>On the tree template, write a sentence to explain what a Rainforest is. <b>Page number 11.</b></li> </ul> <p><b>Challenge - You could also find out some more facts about the Rainforest and write about it. (Don't write about animals as we will do that another day)</b></p> <p>Remember: Capital letters at the start of the sentence, full stops at the end, finger spaces, write on the line and sound out the word you want to write. Read what you have written, does it make sense?</p>	<p>Today we are going to use real objects to make double. But first watch the story of Alison Hubble by Allan Ahlberg. <a href="https://www.youtube.com/watch?v=3BJX68jX6Wg">https://www.youtube.com/watch?v=3BJX68jX6Wg</a></p> <p>Ask your child questions to check their understanding. Eg What is a pair? Why did she need extra dinner money? What does double mean?</p> <ul style="list-style-type: none"> <li>Use a mirror to reflect the double group, Ask your child to verbalise what they are doing. Eg Double 2 is 4. You could use pasta, buttons, cereals -Cheerios.</li> </ul> <p>Provide examples of doubles and non-doubles and ask your child to sort and explain why. The explanation is really important and demonstrates their understanding.</p> <p><b>Challenge – start with 2 objects. Keep doubling the objects until you get to 128. Use a timer to see how long it takes you. Make sure you shout out what you are doing as you go!</b> <b>Double 2 is 4, double 4 is 8, double 8 is .....</b></p>	<h3>Number</h3> <p>Can you say the number that is before it, one more than, one less than? Can you count objects to this numbers? Can you write this number? Can you share out this number of objects between 2 people equally? Is there any left over?</p> <p>What two numbers when added together make 13 and how many can you think of? Can you write them down in a number sentence?</p>	<h3>Phonics Recap</h3> <p>Use the <a href="http://www.phonicsplay.co.uk">www.phonicsplay.co.uk</a> website to investigate these sounds along with words around you and in books – also use the 'you tube' clips to help and the websites.</p> <p>ow, oi, ear, air</p>

## Rainbow Class – Home Learning – w/c 1<sup>st</sup> June, 2020 - 'The World Around Us – The Rainforest

2	<p>Use the story of Lottie's Letter by Gordon Snell to introduce children to the concept of conservation and looking after our world. Next week we will be looking at 'deforestation'.</p> <p><a href="https://www.youtube.com/watch?v=89lsD2Rxiuo">https://www.youtube.com/watch?v=89lsD2Rxiuo</a></p> <p>What is litter? What would happen if everyone left litter lying on the floor? Why do we need to look after our planet?</p> <p>Use the template provided (page 10) to draw up your pledge. What could you say to stop people leaving their litter? How could you look after your planet?</p> <ul style="list-style-type: none"> <li>Create a Rainbow Class pledge to help remind others to pick up their litter and put it in the bin. We need to look after our planet. What is a pledge? It's a promise. Use the template or make your own and sign it with your handprint. (page 10)</li> </ul> <p><b>Challenge – What else you could do to let other people know that they need to look after our planet. Write a list of things. Eg Write to the Queen.</b></p>	<p>Watch BBC Numberblocks series 2 Episode 9, Double Trouble.</p> <p><a href="https://www.youtube.com/watch?v=oBeqyR9Cb6M">https://www.youtube.com/watch?v=oBeqyR9Cb6M</a></p> <ul style="list-style-type: none"> <li>Using the Rainbow Addition sheets (Page 5) and objects from around the house, eg lego bricks, shopkins, sweets, ask an adult to put a few objects in one of the small circles. What do you need to do to double it? What is the answer?</li> </ul> <p><b>Challenge – On the Rainbow Addition sheet, (page 5) ask an adult to put some objects into the large circle. Can you work out what two numbers when doubled make the total amount? Write the numerals in the circles.</b></p>	<h1>13</h1> <p><a href="https://www.youtube.com/watch?v=P_7ZkDFvmlA">https://www.youtube.com/watch?v=P_7ZkDFvmlA</a></p>	<p><a href="http://www.letters-and-sounds.com/">http://www.letters-and-sounds.com/</a></p> <p><a href="https://new.phonicsplay.co.uk/">https://new.phonicsplay.co.uk/</a></p>
3	<p>Rainforest pictures</p>  <ul style="list-style-type: none"> <li>Make a mini Rainforest in a jar or bottle. What will you need? Should it be wet and warm or cold and dry? What could you use for the trees? Put a label on it and send me a picture. I would love to see them.</li> <li>Children at school can draw a Rainforest.</li> </ul> <p>For inspiration go to : <a href="https://www.littlepassports.com/blog/brazil/make-a-rain-forest-garden-in-a-jar/">https://www.littlepassports.com/blog/brazil/make-a-rain-forest-garden-in-a-jar/</a></p>  <p><b>Challenge – Keep a daily diary of what happens in your jar.</b></p>	<ul style="list-style-type: none"> <li>Have fun using the finger sheet (page 13) and the double cards (page 6) to check your understanding. Count the red dots. What is double? Count the blue dots to find out. Fill in the missing symbols to complete the number sentence.</li> </ul> <p><b>Challenge – What is the highest number you can double?</b></p>	<p><a href="https://www.youtube.com/watch?v=Np24uSP7TP0">https://www.youtube.com/watch?v=Np24uSP7TP0</a></p> <p><a href="https://www.youtube.com/watch?v=zgYmBMs6vwE">https://www.youtube.com/watch?v=zgYmBMs6vwE</a></p> <p><a href="https://www.youtube.com/watch?v=TevH-lgEqF8">https://www.youtube.com/watch?v=TevH-lgEqF8</a></p> <p><a href="https://www.educationcity.com/">https://www.educationcity.com/</a></p>	<p><a href="https://www.youtube.com/watch?v=mX3em885BpQ">https://www.youtube.com/watch?v=mX3em885BpQ</a></p> <p><a href="https://www.youtube.com/watch?v=W8Jp5MutVlQ">https://www.youtube.com/watch?v=W8Jp5MutVlQ</a></p> <p><a href="https://www.youtube.com/watch?v=yVyrY9jpVjI">https://www.youtube.com/watch?v=yVyrY9jpVjI</a></p> <p><a href="https://www.youtube.com/watch?v=mXC_SF2hnDDc&amp;t=2s">https://www.youtube.com/watch?v=mXC_SF2hnDDc&amp;t=2s</a></p>

## Rainbow Class – Home Learning – w/c 1<sup>st</sup> June, 2020 - 'The World Around Us – The Rainforest

4	<p>Today's song 'Rainforest'  <a href="https://www.youtube.com/watch?v=gBgV75NQRIQ">https://www.youtube.com/watch?v=gBgV75NQRIQ</a>          Introduce your child to the different animals they could meet in the rainforest. (use the photos on <b>page 7</b> or use the ones that appeared in the song, or both) Talk about the features of each animal and provide opportunities for pupils to share their own opinions, likes and dislikes about the animals and the environments in which they live.          What would they feel like if you touched one?          How big do you think they are?          What colour are they? Why do you think they are that colour?</p> <ul style="list-style-type: none"> <li>• Draw a picture of your favourite animal. Make sure you write the name of the animal at the top of the page.</li> </ul> <p><b>Challenge – Independently write two sentences about the animal you've drawn. Don't stop at two sentences, if you can, write more.</b>          Remember: finger spaces, full stops, sentences start with a capital letter, write on the line and sound out the word before you try to write it.  <u>Note to adults – the children need to use their own phonic knowledge to write each word. It does not matter if it's spelt incorrectly.</u></p>	<ul style="list-style-type: none"> <li>• If you have a set of Domino, can you find all the doubles? Play a game of dominos and see whether you can see the doubles as you play.</li> <li>• Role two dice. Every time you roll a double, you score 2 points. How many points can you get in 5 minutes?</li> <li>• Play snap or matching pair games with pictorial playing cards or dot cards.</li> <li>• Make towers or rows using blocks. Can you build a tower that is double the height or double the length?</li> </ul> <p><b>Challenge – Can you say what double the number will be without counting the blocks?</b></p>	<p><a href="https://www.purplemash.com/sc/h/beaupre">https://www.purplemash.com/sc/h/beaupre</a></p> <p><a href="http://www.numberjacks.co.uk/">http://www.numberjacks.co.uk/</a></p>	<p><a href="http://www.twinkl.co.uk/offer">.twinkl.co.uk/offer</a></p>
5	<p><b>Today is 'Wear It Wild Day'</b> - . This is a day when we think about our incredible world and how we need to look after it. If you're at home, why not dress up as a wild animal.          Listen to and join in with the song "The Green Grass Grew All Around".  <a href="https://www.youtube.com/watch?v=Nktg1Wjs4l4">https://www.youtube.com/watch?v=Nktg1Wjs4l4</a>          This is the song that inspired the book that Mrs Eaves read to you.          Think about different animals in the Rainforest. What is their coat like? Do they have wings. What helps them hide? What is a habitat?          Adaptations help animals to live in their habitat: to get food and water, to protect themselves from predators, to survive weather, and even to help them make their homes.</p> <ul style="list-style-type: none"> <li>• Can you match the animals to the adaptations that help them live in the rainforest? <b>Page 12</b></li> </ul> <p><b>Challenge – Look at the patters on the animal's coats in the rainforest. Can you draw one of the patterns and then colour it in. Make sure you use the right colours. Write a sentence to explain how their coat pattern helps them survive.</b></p>	<ul style="list-style-type: none"> <li>• Cut out the butterfly template and the coloured dots. Can you make doubles by adding the same number of spots to each side? How many doubles can you make? (<b>Page 9</b>)</li> </ul> <p><b>Challenge - Can you make one that is not a double and say why?</b></p>		

## Rainbow Class – Home Learning – w/c 1<sup>st</sup> June, 2020 - 'The World Around Us – The Rainforest

### Additional Activities

- Use pasta to thread onto a string to make a snake. Can you make another which uses double the amount of pasta to make? You could paint or colour your snake using felt tip pens. NB . School class – use cubes to do this exercise



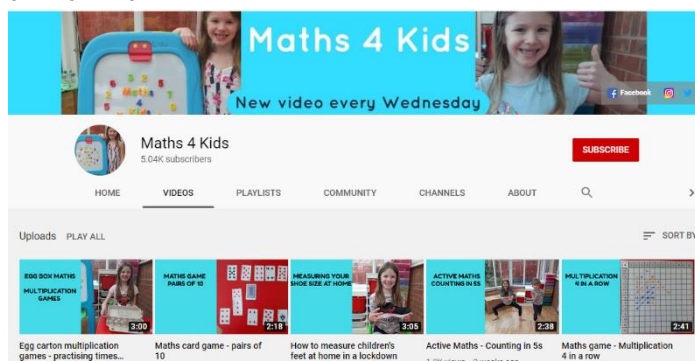
- Using a kitchen roll inner, make a rain stick. Decorate it and put a spoonful of rice inside. Seal it up with an elastic band and a piece of paper.



- Cut out a snake shape out of sugar paper then, cut up different coloured pieces of paper and decorate your snake.
- Using the 'In My Rainforest' template, draw or make a collage of a rainforest. (Page 8)


NB Please revisit the ideas from previous week's as it is good to repeat them so that your child has a deeper understanding

If you would like some extra Maths activities to try, check out the Maths 4 kids YouTube channel. They upload a new video every Wednesday and have some fun ideas in a range of Maths topics. They have ideas that are relevant for different year groups so make sure you pick something that you are familiar with.

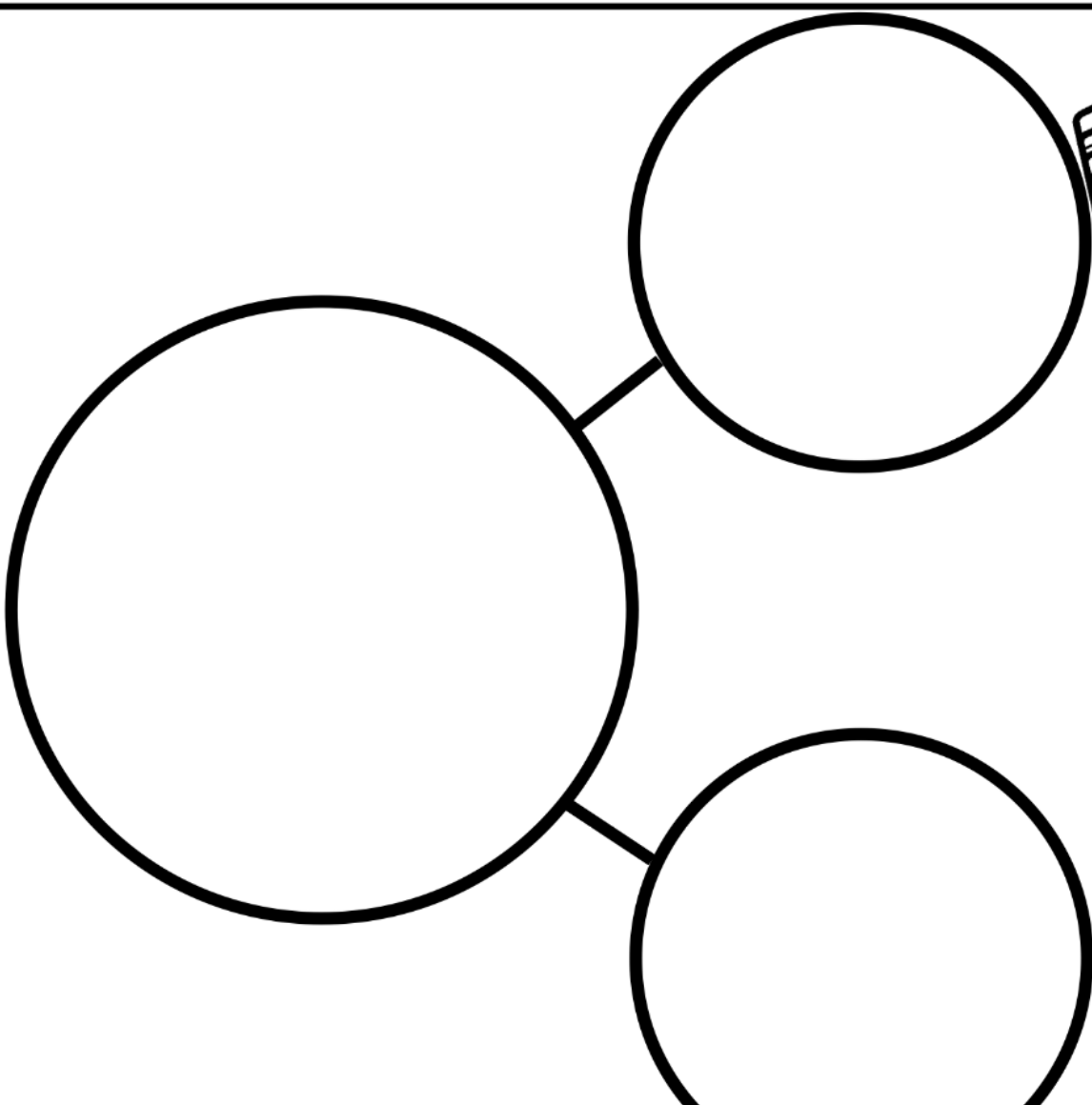



For an extra fun challenge, search for '30 day Lego challenge' on google.






rainbow  
addition


















































































































































































+



=



Double cards

<p>Double  is </p> <table border="1"><tr><td></td><td></td><td></td><td></td><td></td><td></td><td></td><td></td><td></td><td></td></tr><tr><td></td><td></td><td></td><td></td><td></td><td></td><td></td><td></td><td></td><td></td></tr></table> <p> is double </p>																					<p>Double  is </p> <table border="1"><tr><td></td><td></td><td></td><td></td><td></td><td></td><td></td><td></td><td></td><td></td></tr><tr><td></td><td></td><td></td><td></td><td></td><td></td><td></td><td></td><td></td><td></td></tr></table> <p> is double </p>																				
																																									
																																									
																																									
																																									
<p>Double  is </p> <table border="1"><tr><td></td><td></td><td></td><td></td><td></td><td></td><td></td><td></td><td></td><td></td></tr><tr><td></td><td></td><td></td><td></td><td></td><td></td><td></td><td></td><td></td><td></td></tr></table> <p> is double </p>																					<p>Double  is </p> <table border="1"><tr><td></td><td></td><td></td><td></td><td></td><td></td><td></td><td></td><td></td><td></td></tr><tr><td></td><td></td><td></td><td></td><td></td><td></td><td></td><td></td><td></td><td></td></tr></table> <p> is double </p>																				
																																									
																																									
																																									
																																									



Rainforest Animals

Ocelot



sloth



Poisonous Dart Frog




Toucan



Tapir

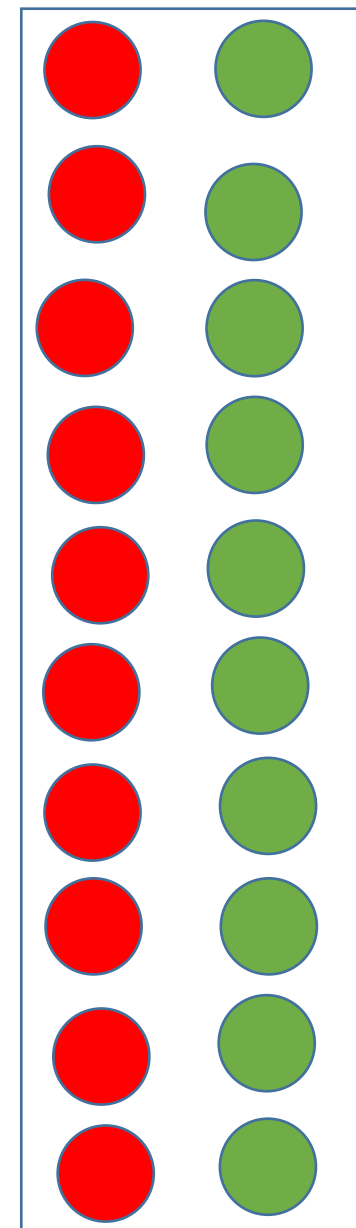
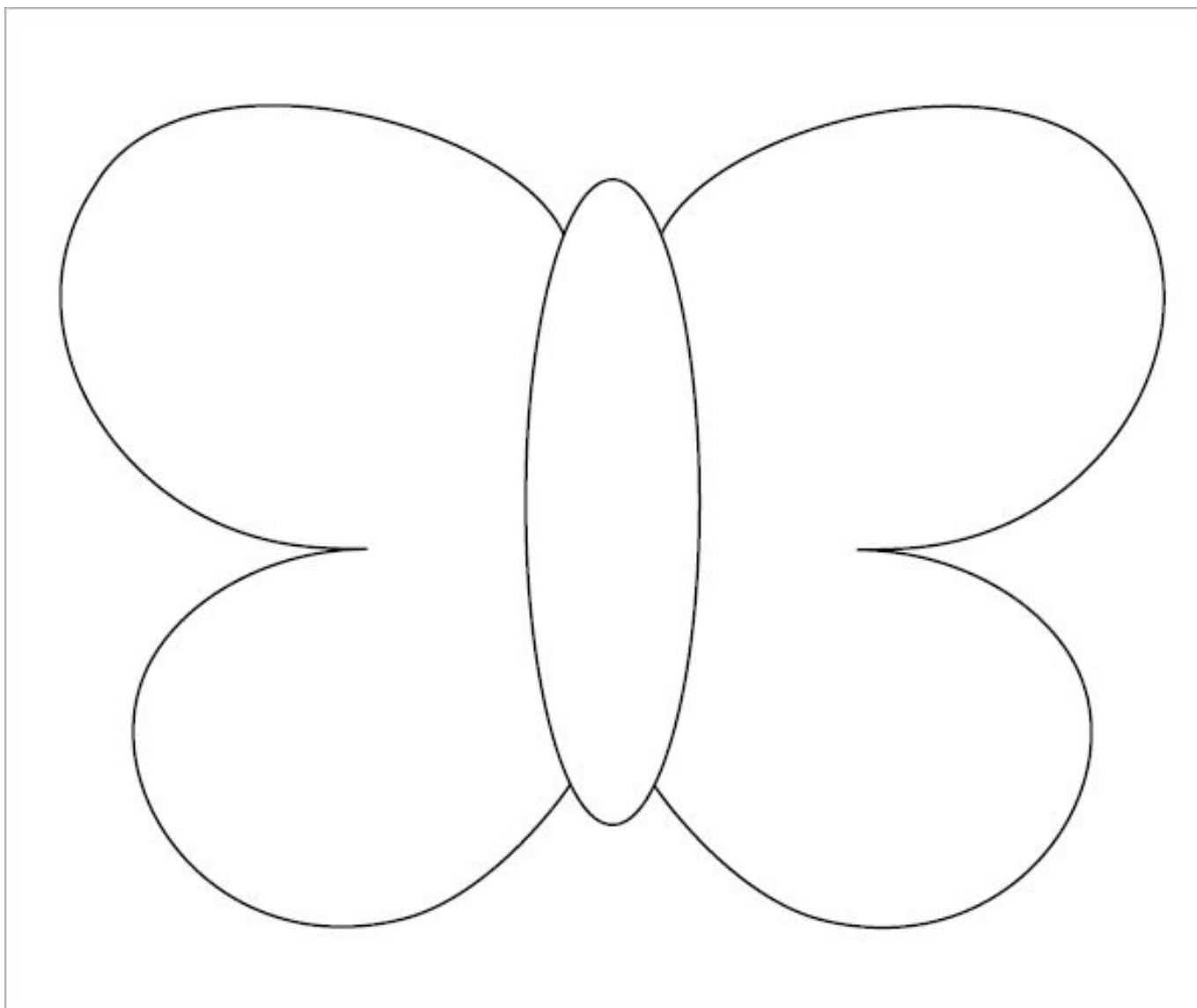


# In My Rainforest



Collage by .....





CELEBRATE


Earth Day!

What can **you** do  
to help keep the Earth healthy?

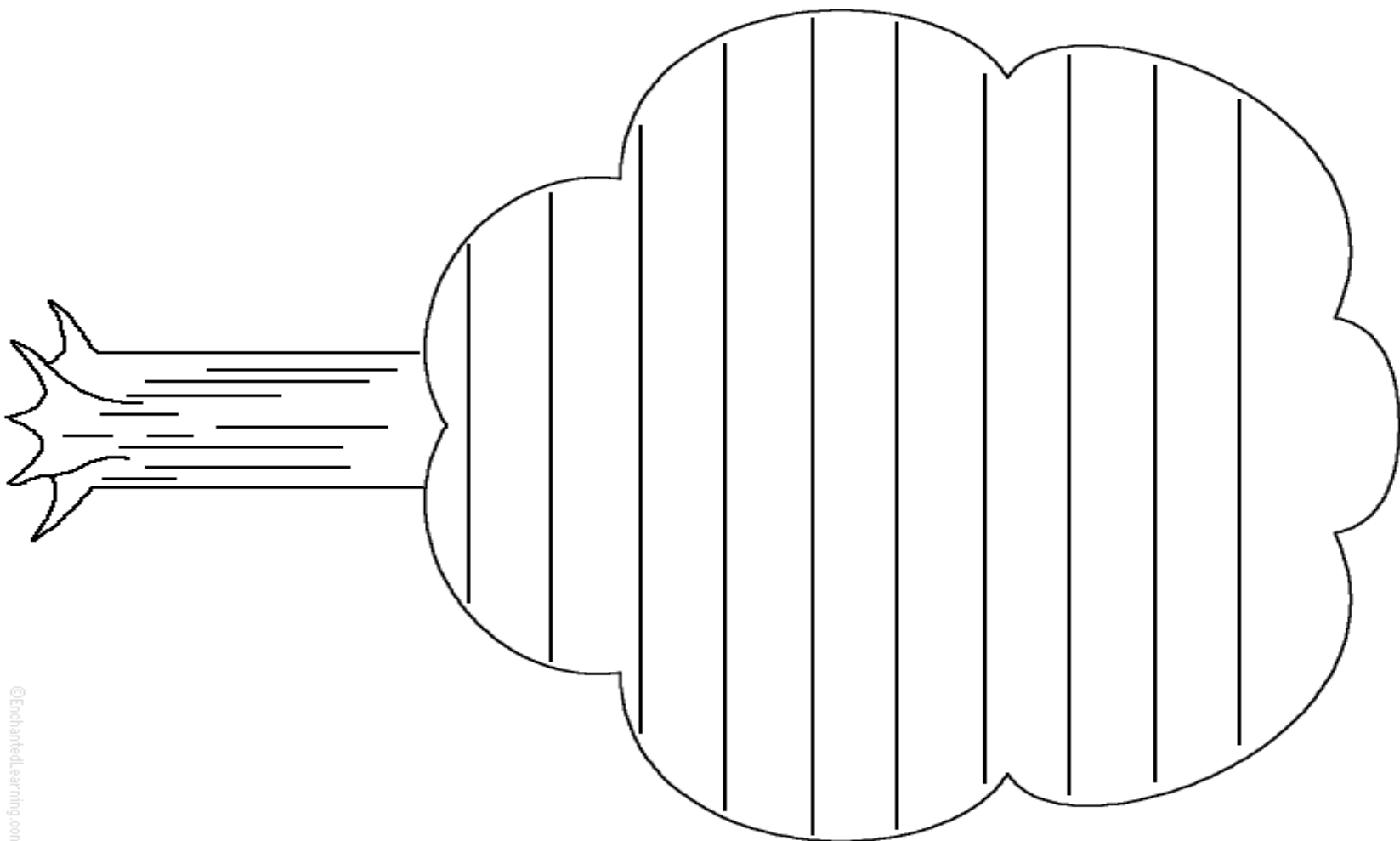
By: \_\_\_\_\_

I pledge to: \_\_\_\_\_

I will not: \_\_\_\_\_



What is a Rainforest?



1. Their spots help them hide.
2. These mammals have wings to fly.
3. Their green colouring helps them to hide in the leaves.
4. Curved claws help them hold onto tree branches.
5. Bright colours warn other animals of their poison.
6. Large beaks and flexible necks help them pick fruit from the trees.
7. Fake eyes confuse would-be predators.
8. They use their strong jaws to cut leaves.



A. Sloths



B. Emerald Tree Boas



C. Toucans



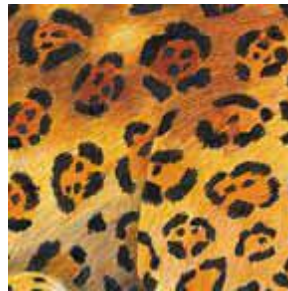
D. Owl Butterflies



E. Bats



F. Leafcutter Ants



G. Jaguars



H. Poison Dart Frogs

0



1



2




3




4




5





+



=



+



+



=

