


# Storytime with Mrs Eaves






[https://www.youtube.com/watch?v=OW\\_hkUAI190](https://www.youtube.com/watch?v=OW_hkUAI190)

## Another lovely story to listen to: Tiddler by Julia Donaldson

<https://www.youtube.com/watch?v=qcTQADUywZY&t=16s>

Task	Literacy	Maths Addition/Subtraction	Number	Phonics
1	<p>Whilst at school we started to learn a poem together as a class. Could you please ask your child to practise the poem and try to learn it ready for when we return to school. We will then all be able to say it together.</p> <p><b>The Owl &amp; The Pussy Cat</b> – Edward Lear  <a href="https://www.youtube.com/watch?v=DiYNor7plv8&amp;app=desktop">https://www.youtube.com/watch?v=DiYNor7plv8&amp;app=desktop</a></p> <p>or</p> <p><a href="https://www.youtube.com/watch?v=HpwAP36-w7E&amp;t=1s">https://www.youtube.com/watch?v=HpwAP36-w7E&amp;t=1s</a></p> <p>They will need to watch this over a period of time so that they learn it.</p> <p>Using the template Owl and the Pussycat Glossary            Ask an adult to explain the meaning of the 4 words then draw a picture.</p>	<p>Use the Rainbow number sheet below to really reinforce addition. What the total is when two numbers are added together. Also, that the number is represented by how many objects there are. Use objects from around the house or little scrunched up pieces of paper. It is important that the children realise that numerals represent things/objects and that they have meaning. You can make it more challenging by using larger numbers. Cut out the number sentences provided, to help you.</p> 	<h3>Number</h3> <p>Can you say the number that is before it, one more than, one less than? Can you count objects to this numbers? Can you write this number? Can you share out this number of objects between 2 people equally? Is there any left over?            What two numbers when added together make 17 and how many can you think of?            Can you write them down in a number sentence?</p> <h1>17</h1> <p><a href="https://www.educationcity.com/">https://www.educationcity.com/</a>  <a href="https://www.purplemash.com/sch/beaupre">https://www.purplemash.com/sch/beaupre</a></p>	<h3>Phonics Recap</h3> <p>Use the <a href="http://www.phonicsplay.co.uk">www.phonicsplay.co.uk</a> website to investigate these sounds along with words around you and in books – also use the 'you tube' clips to help and the websites.</p> <h2>oo, ar, or, ur</h2> <p><a href="http://www.letters-and-sounds.com/">http://www.letters-and-sounds.com/</a>  <a href="https://new.phonicsplay.co.uk/">https://new.phonicsplay.co.uk/</a>  <a href="https://www.youtube.com/watch?v=W8Jp5MutVIQ">https://www.youtube.com/watch?v=W8Jp5MutVIQ</a></p>
2	<p>Think about that boat that the Owl and the Pussy Cat went to sea in. Who would you take to sea with you and why would you take them? Do they make you laugh? Is it because you love them? What do you like about that person? What would you do? Use the template I have provided to tell me who you would take with you.</p>	<p>Repeat yesterday's task but look at subtraction. Try to do addition one day and subtraction another day so to avoid confusion.</p>		
3	<p>Use the template to write what you think a pirate would say.            Have a look at this clip to get some ideas.  <a href="https://www.youtube.com/watch?v=c16XNIRKyNI">https://www.youtube.com/watch?v=c16XNIRKyNI</a></p>	<p>Answer the maths questions on the fish 'addition and shade' sheet.            You will need to answer the questions in order to know which colours to colour where. Take your time and don't rush. Ask your grown up to email me your finished master piece.</p>		

## Rainbow Class – Home Learning – w/c 18<sup>th</sup> May 2020 The Last Week Before Half Term

4	<p>Using the map you drew last week, make a 3D treasure island. See the sheet for ideas and examples. You could make a cake and decorate it as an island then put little flag signs on it. You could make a model in your sandpit.</p>	<p><b><u>Coat Hanger &amp; Peg Adding &amp; Subtracting</u></b> You will need :-</p> <ol style="list-style-type: none"> <li>1. A wire coat hanger</li> <li>2. 12 x clothes pegs (6 x one colour, 6 x another colour)</li> <li>3. 2 x dice</li> <li>4. Paper &amp; pen</li> </ol> <p>Draw 3 boxes on the paper. Decide whether you are going to do addition or subtraction. Roll the dice and use each of the numbers rolled to create the number sentence. Place the correct number of pegs for each dice on the hanger. One colour representing each dice. Add how many you have altogether. If you do subtraction make sure you put the largest number in the first box.</p> 	<p><a href="http://www.numberjacks.co.uk/">http://www.numberjacks.co.uk/</a></p> <p><a href="https://www.youtube.com/watch?v=DtxUF8mvZZo">https://www.youtube.com/watch?v=DtxUF8mvZZo</a></p> <p><a href="https://www.youtube.com/watch?v=SpcU2xobSpU">https://www.youtube.com/watch?v=SpcU2xobSpU</a></p> <p><a href="https://www.youtube.com/watch?v=6pszEB086Yc">https://www.youtube.com/watch?v=6pszEB086Yc</a></p> <p><a href="https://www.youtube.com/watch?v=uNLx85XOhc">https://www.youtube.com/watch?v=uNLx85XOhc</a></p>	<p><a href="https://www.youtube.com/watch?v=yVYry9jpVjI">https://www.youtube.com/watch?v=yVYry9jpVjI</a></p> <p><a href="https://www.youtube.com/watch?v=nfWCcIz2Qjk&amp;t=154s">https://www.youtube.com/watch?v=nfWCcIz2Qjk&amp;t=154s</a></p> <p><a href="https://www.youtube.com/watch?v=mXCSF2hnDDc">https://www.youtube.com/watch?v=mXCSF2hnDDc</a></p> <ul style="list-style-type: none"> <li>• <a href="https://www.twinkl.co.uk/offer">twinklhg.twinkl.co.uk/offer</a></li> </ul>
5	<p>Finish making your treasure island and label it. You could put signs on it telling people the way to go. Then label it showing what each thing is on your island. Don't forget to mark an X for the treasure. Have Fun!</p> 	<p><b><u>Games Day with Numbers</u></b></p> <ul style="list-style-type: none"> <li>• Play snakes and ladders</li> </ul>  <ul style="list-style-type: none"> <li>• Play dominoes</li> </ul> <ul style="list-style-type: none"> <li>• Pop-up-Pirate -If you have the game 'Pop Up Pirate'. – You could stick/draw a number on each of the swords and then when you pull them out you shout out the number.</li> <li>• Lego Brick Addition – using the template and some Lego bricks, count the bumps on the bricks to work out the answers.</li> </ul>  		

## **Rainbow Class – Home Learning – w/c 18<sup>th</sup> May 2020 The Last Week Before Half Term**

\*How to access twinkl resources free for a month

Step 1: Go to [twinklhq.twinkl.co.uk/offer](https://www.twinkl.co.uk/offer)

Step 2: Enter the code: CVDTWINKLHELPS

If you would like to practice some phase 3 sounds, search for “Twinkl kids’ TV” channel on YouTube. They upload daily phonics lessons with games and activities to join in with. They also have some fun Art videos where you can learn to draw various things!

**NB Please revisit the ideas from previous weeks as it is good to repeat them so that your child has a deeper understanding.**