

Red Class – Home Learning – w.b. 8th June 2020

Dear Parents / Carers,

I hope you have all had a lovely and relaxing half term break and have had a chance to do some more home learning last week. If you are still working from home, please find the home learning activities below. Please e-mail red@beaupre.cambs.sch.uk if you have any questions or to send photos of your work and other activities.


I have included some foundation subjects in the weekly home learning plan which we will be completing in the afternoons in school.

Stay safe,

Miss Brand

Task	Phonics	English	Maths	Topic
1	<p>This week we will be recapping the sounds au (as in 'haunted'), ey (as in 'key') and a-e (as in 'cake').</p> <p>Log onto: https://new.phonicsplay.co.uk/ Using the log in details below:</p> <p>Username: march20 Password: home</p> <p>Click on resources, then phase 5. Play dragon's den using the focus sounds of the week.</p> <p>Challenge: Write down any real words you can remember from the game. Choose one or more to write in a sentence.</p>	<p>The present tense. Choose a word card from the choices on page 5 of this document. Write the word in a sentence in the present tense. You might need to add 'ing'. E.g. He is jumping for joy.</p> <p>Challenge: Write a sentence for each picture. Can you use an AA sentence (two adjectives together) or use and, but, because or so to extend your sentence?</p>	<p>Find a quarter of shapes or objects. Find the activity and challenge on the left side of page 9 of this document.</p>	<p>Geography Look at the picture of the north pole on page 11 of this document. What do you think it would be like to be there? Think of some describing words and write sentences imagining you are on the boat.</p> <p>Challenge: Write a postcard home from the boat. What can you see? What does it feel like?</p>

Red Class – Home Learning – w.b. 8th June 2020

<p>2</p>	<p>Go on a 'sound hunt' around your house and garden for objects which use your focus sound. For example, for 'a-e' you might be able to find a cake, a game, some milkshake, a shoelace etc. Then write a label for each object.</p> <p>Challenge: Can you find some objects to label that use different 'a' sounds? (ai, ay)</p>	<p>Non-chronological reports: Have a go at reading the report on guinea pigs on page 6 of this document. Ask an adult to help with the tricky words. Answer the comprehension questions next to the report. You could print the questions or just write the answers in your book.</p> <p>Challenge: Write your own question about the report on guinea pigs.</p>	<p>Find a quarter of shapes or objects. Have a go at the questions on the right side of page 9 of this document.</p> <p>Challenge: How many different ways can you cut a square into quarters? What shapes are the quarters?</p>	<p>RE</p>  <p>Khanda</p> <p>Last week we began to look at the Sikh place of worship called the Gurwara. The Sikh symbol is called the Khanda. Have a go at drawing it and labelling it with the name. Check your spelling carefully!</p> <p>Challenge: Find out about the Khanda symbol. What is it? What does it mean?</p>
<p>3</p>	<p>Read the postcard on page 4 of this document. Ask an adult to help if you get stuck on any tricky words. Find words that have the 'au' sound and colour them in.</p> <p>Challenge: Can you think of any more 'au' words? Make a list in your book.</p>	<p>Read the rainforest facts on the following website with an adult. http://ngkids.co.uk/science-and-nature/15-cool-things-about-rainforests Make notes in your book about rainforests. They do not have to be full sentences and should just be the most important bits of information.</p> <p>Challenge: What questions do you have about rainforests? Write them down in your book.</p>	<p>Find a quarter of a quantity. Just like we found a quarter of a shape by finding one of the four equal pieces, we can find a quarter of a number by sharing into 4 equal groups. Choose a handful of small objects to help you (lego bricks, pasta shells, marbles etc.) share them into four groups. If you have any leftover objects move them away. How many objects have you got altogether? How many objects are in one group? This is a quarter of the whole amount. Try again with a different amount of objects.</p> <p>Challenge: Count in twos when you are counting the amount of objects.</p>	<p>Science</p> <p>Choose your own animal that lives in a very hot or very cold place. Draw the animal carefully, write its name and describe it. Try to use some scientific words like herbivore, carnivore, mammal, reptile.</p> <p>Challenge: Write some sentences to describe your animal or do some research to find out some more facts about it.</p>
<p>4</p>	<p>Visit Topmarks and have a go at some of the phonics activities in the '5-7 years' section - https://www.topmarks.co.uk/english-games/5-7-years/letters-and-sounds</p>	<p>The report on pages 7 and 8 of this document is about rainforests. Read the report with an adult and make more notes about rainforests in your book.</p>	<p>Find a quarter of a quantity. Just like we found a quarter of a shape by finding one of the four equal pieces, we can find a quarter of a number by sharing into 4 equal groups. Complete the activity at the top</p>	<p>Art</p> <p>The colours green, blue and purple are called 'cold' colours. What can you think of that might be cold colours? (The sky, water, plants,</p>

Red Class – Home Learning – w.b. 8th June 2020

	<p>Challenge: Design your own phonics game at home. You could write sounds on paper to match to make a word or make pictures to match to labels using phase 5 sounds.</p>	<p>Challenge: Have a go at reading the report yourself. Ask an adult if you get stuck on the tricky words!</p>	<p>of page 10 of this document. Choose the right number of small objects to help you share to find the answers (lego bricks, pasta shells, marbles etc.)</p> <p>Challenge: Use your small objects to find half and half again to find a quarter of these numbers: 12, 20, 16, 24, 32.</p>	<p>space, planets, mountains.) Draw or paint your own picture of something using cold colours.</p> <p>Challenge: Find a picture online of ‘The Starry Night’ by Vincent Van Gogh. Which cold colours has he used? What is the painting of? Can you make your own version of the painting?</p>
<p>5</p>	<p>Tricky words focus – Use your tricky words from the original home learning pack (or find year 1 tricky words on the Twinkl website). Choose a word, read it and then hide it while you write it down. Check the spelling when you have finished.</p> <p>Challenge: Lay all the words out and see how fast you can read them. Set a timer!</p>	<p>Using your notes on rainforests, make your own informative poster. You can choose which bits of information to include but this time write them in full sentences. Include bright pictures and a title to make your work stand out!</p> <p>Challenge: Include a picture with a caption in your poster.</p>	<p>Find a quarter of a quantity. Complete the activities at the bottom of page 10 of this document.</p> <p>Challenge: Can you think of some different ways to show a quarter? (a quarter of a bunch of flowers, cutting a cake into quarters etc)</p>	<p>PE – Athletics</p> <p>This will be completed at home.</p> <p>Keep up with daily exercise including walks, cycling, games in the garden, dancing at home or even Joe Wicks PE lessons on YouTube!</p> <p>Challenge: Time yourself doing a PE challenge e.g. how many star jumps you can do in 30 seconds. Can you beat your score next time?</p>

Dear Paul,

I wanted to remind you that tomorrow is the launch of the book 'The Haunted House', by the author Alex Whiteoak.

He told me that he has been working on the book since August. It took him such a long time because he was exhausted after his last book tour.

At the launch, since it is autumn time, we went for an orange, red and brown theme. There will be drinks, hot dogs and burgers with sauce. After the food, Alex will read a section from the book.

I really hope that the audience give Alex a huge applause. Maybe some people might want his autograph too!

Looking forward to seeing you,
Lauren



Paul Mortimer,
7 Lime Street,
York,
Yorkshire,
YL2 P98

jump



pull



sing



eat



dream



swing



read



turn

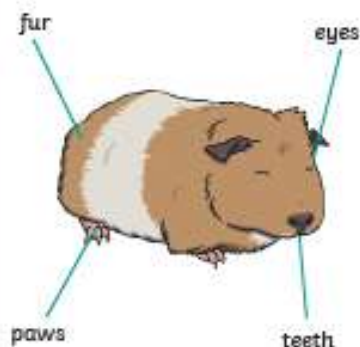


Taking Care of a Guinea Pig



Guinea pigs are small pets that can be looked after quite easily. They do not need to be walked or have fancy food.

What does a guinea pig look like?



What does a guinea pig need?



What do I need to remember about having a guinea pig?



Guinea pigs are small animals and they get scared easily. Don't make loud noises near them or let other pets such as cat and dogs near their cage, as they could get frightened.

How do I keep a guinea pig healthy?



Guinea pigs need to have a safe, warm place to sleep. A bed made from hay is the best option because they can also eat it. If they are outside, they need plenty of hay or straw to sleep on.

Questions

- Guinea pigs do not need to be _____.
fed
walked
safe
- Why is hay good for a guinea pig's bed?
It is scratchy.
It is wet.
It is warm and they can eat it.
- Find and copy one word which means 'scared'.

- If a guinea pig is outside, it needs plenty of _____ to sleep on.
hay
water
food
- What scares a guinea pig?
hay
other animals
the dark

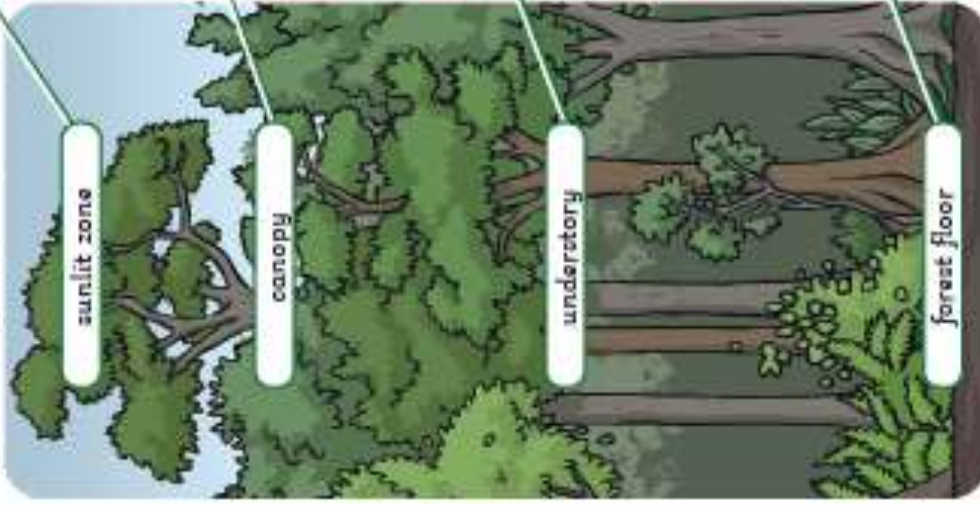
Rainforests

What is a Rainforest?

Rainforests are a type of forest that have tall trees, warm weather and lots of rain. They are found in hot places such as Africa, Asia and Australia. The largest rainforest is called the Amazon in South America.

Parts of a Rainforest

A rainforest is made up of different layers (parts).



The **sunlit zone** with the most sunlight and tallest trees. Up here it is hot, wet and windy.



The **canopy**, where the branches and leaves of the trees are so close together that they touch and join up to form a kind of umbrella.



The **understorey** found under the canopy. It does not get much sunlight here.



The **forest floor** which is dark, damp and hot. Very little sun reaches the ground as the leaves of the canopy block the sunlight.



Animals and Wildlife

Rainforests are full of lots of different kinds of animals and wildlife. There are so many animals, that some have not yet been discovered!

Most of the creatures live in the canopy where it is hot and dry. Here the animals and reptiles move around by flying, jumping and swinging on the vines. Red-eyed tree frogs, sloths and toucans are some of the animals that live here.



Did You Know...?

- Rainforests get at least 200cm of rain every year and sometimes more!



- Rainforests give us oxygen that we need to breathe.

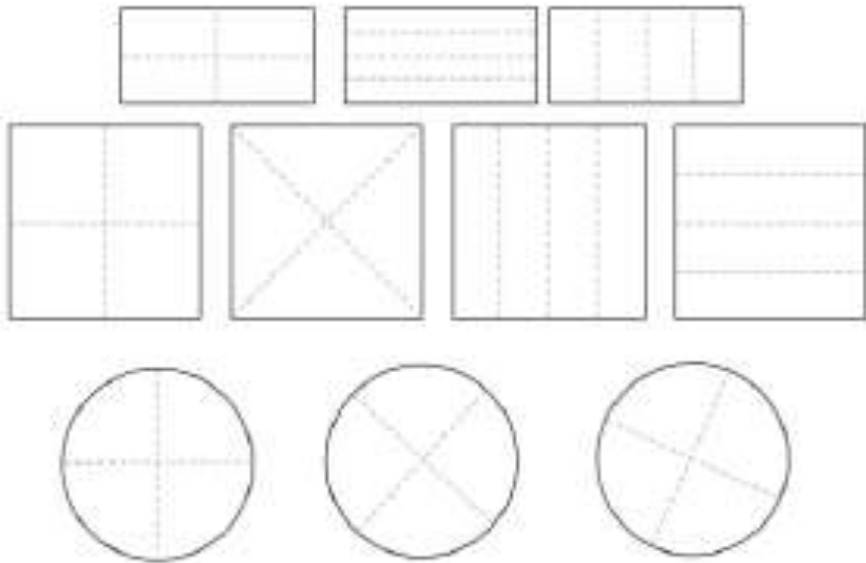
- We get many things from rainforests, such as bananas, chocolate, nuts, coffee and rubber.

- About $\frac{1}{4}$ of the medicines we use come from plants in the rainforest.



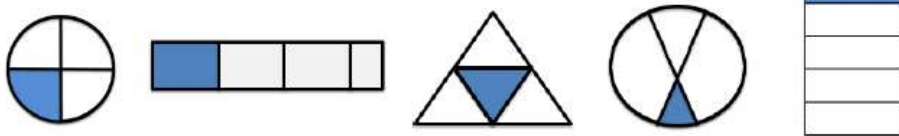
Red Class – Home Learning – w.b. 8th June 2020

A quarter is one out of four equal parts of the whole.
Colour in a quarter of each shape.
Can you find different ways to colour in a quarter?




Challenge:

Tick the shapes that show quarters.



5b. Colour the squares to match their labels.



less than a quarter

exactly a quarter

more than a quarter

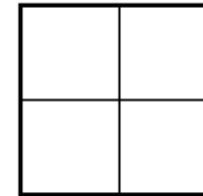


PS

6b. Liz says:



This is the only way to divide this shape into quarters.



Is she right? Explain your answer.



R

Red Class – Home Learning – w.b. 8th June 2020

Use small objects to help you share out the right amount to complete the sentences.

Share each quantity into four equal groups.



There are ___ cakes.
There is ___ cake in each quarter.
A quarter of ___ is ___



There are ___ sweets.
There are ___ sweets in each quarter.
A quarter of ___ is ___



There are ___ peaches.
There are ___ peaches in each quarter.
A quarter of ___ is ___

Draw a line to the container that is a quarter full.

quarter full



A



B



C



D

Use the digit cards to make three correct statements. Use counters to help you.

A quarter of is



