

Red Class – Home Learning – w.b. 1st June 2020

Dear Parents / Carers,

Thank you for your comments, questions, patience and photographs over the last half term. It has been lovely to receive so many photos of you carrying out your home learning activities, gardening, baking and enjoying the weather outdoors. If you are still working from home I hope you find the activities easy to follow but please e-mail red@beaupre.cambs.sch.uk if you have any questions or to send photos of your work and other activities.

The new topic for Red Class this half term is 'Hot and Cold'. I have included some foundation subjects in the weekly home learning plan which we will be completing in the afternoons in school.

Stay safe,

Miss Brand

Task	Phonics	English	Maths	Topic
1	<p>This week we will be recapping the sounds ph (as in 'phonics'), ew (as in 'new') and oe (as in 'toe').</p> <p>Log onto: https://new.phonicsplay.co.uk/ Using the log in details below:</p> <p>Username: march20 Password: home</p> <p>Click on resources, then phase 5. Play buried treasure using the focus sounds of the week. Do this on the board as a class. Children to complete challenge activity in their books.</p>	<p>Suffix -ing: Can you think of words that use the suffix -ing? Make a list in your home learning book.</p> <p>growing playing brushing</p> <p>Challenge: Use some of your words in sentences.</p>	<p>Halving shapes or objects. You can cut some shapes and objects in half so that there are two equal pieces made from the whole object or shape. What objects can you think of that can be cut in half? Draw round some objects at home to make different shapes. (You could use tins and packets from the kitchen to help) Cut them out and cut them in half. Stick them in your book with the two halves next to each other to show the whole shape.</p> <p>Children will be provided with a sheet of shapes. They have scissors and glue at their table to carry out the task.</p> <p>Challenge: How many different ways could you cut a square or rectangle in half? How</p>	<p>Geography Hot and cold areas of the world. Can you find the north pole, south pole and equator on a map or globe? Where else in the world is hot or cold? Colour the areas of the map that are hot or cold using the key. (page 10 of this document)</p> <p>Challenge: See if you can recognise any countries on the map. Discuss these with an adult.</p>

Red Class – Home Learning – w.b. 1st June 2020

	<p>Challenge: Write down any real words you can remember from the game. Choose one or more to write in a sentence.</p>		<p>many different ways could you cut a circle in half?</p>													
<p>2</p>	<p>Make a list for each sound and write as many words as you can think of in each list:</p> <table border="1" data-bbox="190 427 622 592"> <tr> <td>ph</td> <td>ew</td> <td>oe</td> </tr> <tr> <td>phonics</td> <td>few</td> <td>toe</td> </tr> <tr> <td>phone</td> <td>screw</td> <td>woe</td> </tr> <tr> <td>dolphin</td> <td>flew</td> <td>goes</td> </tr> </table> <p>Challenge: Choose a word from one of your lists to write in a full sentence. Can you put more than one word in a sentence?</p>	ph	ew	oe	phonics	few	toe	phone	screw	woe	dolphin	flew	goes	<p>Non-chronological reports: Have a go at reading the report on woodland habitats on pages 4 and 5 of this document. Ask an adult to help with the tricky words. What was the report about? What is a habitat? Can you think of another type of habitat? What kinds of animals would live there? Report to be shared on the board to read as a class. Ask and answer questions together. Write their own questions in their book. Adult to search for answers online if time.</p> <p>Challenge: What questions would you like to find out about habitats? Write your own questions and research the answers with an adult's help.</p>	<p>Halving shapes or objects. Can you remember what a half is? How can you find half of a shape or object? Have a go at sorting the shapes into the table on page 7 of this document. If you are able to print the page you could cut and stick the shapes into the right place. If you are unable to print you could talk about the problem with an adult.</p> <p>Challenge: Can you draw one more shape to go in each side of the table? Don't forget to draw the line to cut the shape in half.</p>	<p>RE Have a look at the sheet on page 11 of this document. Look at the pictures of the church and Gurdwara. Write down any words to describe the different religious buildings.</p> <p>Challenge: Find out which religion uses Gurdwaras as their religious building.</p>
	ph	ew	oe													
phonics	few	toe														
phone	screw	woe														
dolphin	flew	goes														
<p>3</p>	<p>Log on to Education city and search for one of the focus sounds using the 'search content' button at the top of the page. Choose an activity to complete. Do this on the board as a class. Children to complete challenge activity in their books.</p> <p>Challenge: Write your own alien word for each of the focus sounds. Draw an alien picture for each of your words.</p>	<p>Non-chronological reports have a title, topic words, true information and pictures with captions.</p> <p>What topic words can you find in the woodland habitat report? Can you find out what they mean? Discuss meaning of words as a class. Children write them down in their book.</p> <p>Challenge: Write down the meanings of the words to make your own glossary.</p>	<p>Halving a quantity. Choose a handful of small objects to use (lego bricks, pasta shells, marbles etc.) Make sure you have an even number of objects (2, 4, 6, 8, 10 etc) Ask an adult if you are unsure. Share them into two groups to find a half of the total.</p> <p>Challenge: Can you recall halves without checking using your objects? What is half of 10? What is half of 14?</p>	<p>Science Make your own animal cards on pieces of paper by drawing an animal and writing its name underneath. Choose your own way to sort your animals into two groups.</p> <p>Animal cards will be provided for children to cut out and sort. Blank cards will also be provided for them to draw their own animals.</p>												

Red Class – Home Learning – w.b. 1st June 2020

				Challenge: Can you think of more ways to sort your animals? Can you think of more animals that would fit in each of your groups?
4	<p>Have a go at reading the comic called 'Midnight moon' to practice our phase 4 blends. Ask an adult to help you with the tricky words if you get stuck.</p> <p>https://phonicsplaycomics.co.uk/comic_ph4_midnight_moon.html</p> <p>Do this on the board as a class. Children to complete challenge activity in their books.</p> <p>Challenge: Design your own critters that they could find. Label them with names.</p>	<p>The report on pages 4 and 5 of this document is about woodland habitats. What other habitats can you think of? What animals would live there? Draw a picture of a different habitat and include the animals that would live there.</p> <p>Challenge: Make a model of your chosen habitat. It could be made from playdough, cardboard, papier mache or even cake!</p>	<p>Halving a quantity. Have a go at the sale challenge on page 8 of this document. All of the prices need to be halved in the sale. What are the new prices in the sale? Write the new prices on the tag on the right.</p> <p>Challenge: Which coins could you use to buy some of the items in the sale? Remember you can only use a 1p, 2p, 5p, 10p or 20p.</p>	<p>Art Primary colours are red, blue and yellow. If you mix these colours in pairs you can make secondary colours. Find out what the 3 secondary colours are by mixing red + blue, red + yellow and yellow + blue. You could use paint, wax crayons or coloured pencils to find out.</p> <p>Challenge: What other colours can you make by mixing 2 colours together?</p>
5	<p>Go on a word hunt around the garden – write words which use your focus sounds on pieces of paper/ card, and then get your grown-up to find them. Or, your grown-up could write the words and challenge you to find and read them instead.</p> <p>Smartboard resource with words hidden to be made by RB. Children to write down words in correct list as they are found.</p> <p>Challenge: How quickly can you find and read all the words? Can you sort them into 3 groups, according to their focus sound?</p>	<p>Non-chronological reports have a title, topic words, true information and pictures with captions.</p> <p>Captions are sentences to describe a picture. Write your own caption for the picture of elephants in the grassland habitat on page 6 of this document.</p> <p>Picture will be provided for the children to stick in books.</p> <p>Challenge: Can you find out some more about elephant habitats? Where else do they live other than grasslands?</p>	<p>Halving a quantity. Have a go at the halving challenge on page 9 of this document. How many different ways can you colour in half of the shape? Clue: Think about how many rectangles there are in the shape. How many would half of that be?</p> <p>Challenge: Can you think of your own similar halving challenge?</p>	<p>PE – Athletics This will be completed at home. Keep up with daily exercise including walks, cycling, games in the garden, dancing at home or even Joe Wicks PE lessons on YouTube!</p> <p>Challenge: You could prepare for a home sports day with races in the garden (running, egg and spoon, make some hurdles)</p>

Explore a Woodland Habitat

Habitat is a place where animals and plants live. A good habitat has food, water and **shelter**.



The Woodland Habitat

A woodland is a habitat where lots of trees grow together. The leaves and branches **overlap** and give lots of **shade**.



Plants and Flowers

Bells and brambles grow in woodlands. Trees like oak and hick also grow in these places. Leaves, fruits and nuts are the **perfect** meal for animals.

Animals



Woodlands are habitats for lots of animals, birds and minibeasts because there are so many plants to eat.

Animals like hedgehogs, badgers and foxes live there and make their homes in trees, on the woodland floor or **underground**.

Minibeasts can be found living in trees or bushes. Ants, slugs and **grubs** like to live in the leaves and spiders and ladybirds like to live in bushes.

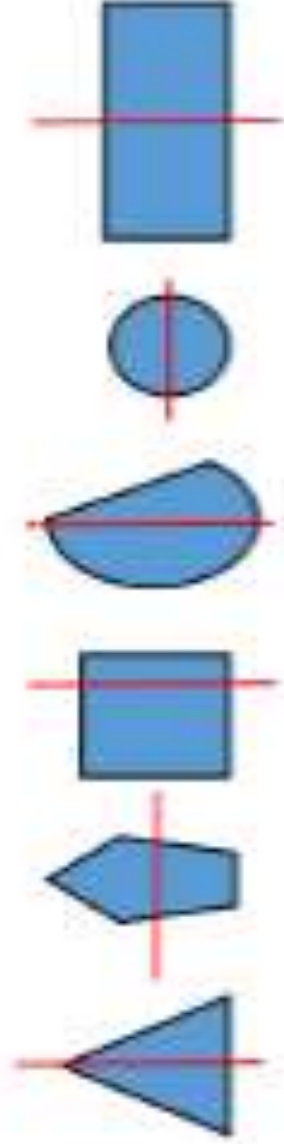


Red Class – Home Learning – w.b. 1st June 2020

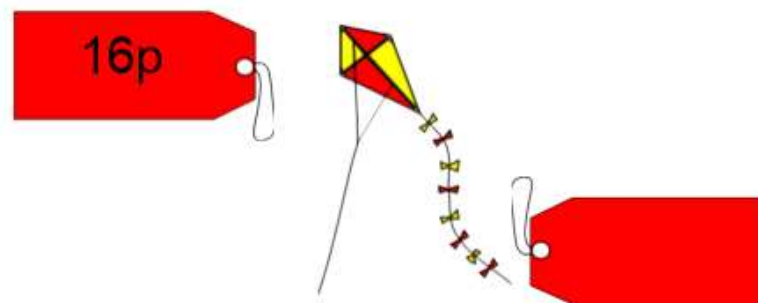
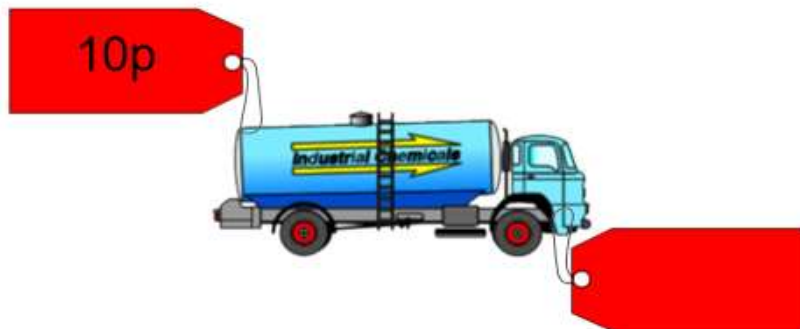



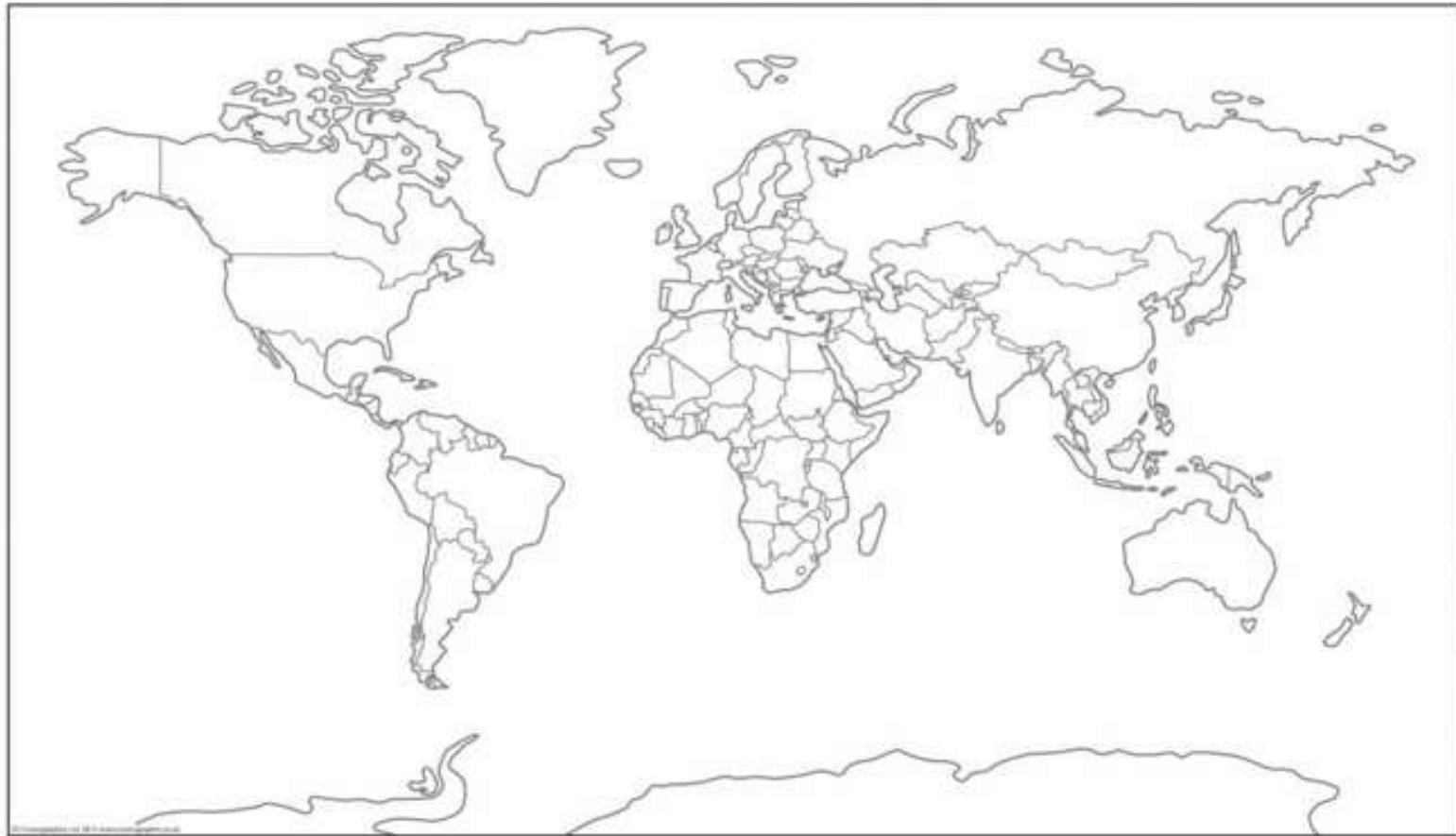
Sort the shapes into the table.

Shapes that are split in half	Shapes that are not split in half



Can you add one more shape to each box in the table?





Key:

Hot places =

Equator =

Cold places =

Red Class – Home Learning – w.b. 1st June 2020

