

Red Class – Home Learning – w.b. 18th May 2020

Dear Parents / Carers,


Thank you for your comments, questions, patience and photographs over the last week, all have been greatly appreciated. I hope you are continuing to find the new home learning layout helpful and are finding lots of other fun things to do with the extra time at home.

As usual, please e-mail red@beaupre.cambs.sch.uk if you have any questions.


Keep looking after yourselves and don't forget to keep sending the photos for the newsletter. We love to see children completing their home learning tasks but also any cooking, crafts, gardening or anything else that you have been getting up to!

Miss Brand

Red Class – Home Learning – w.b. 18th May 2020

Task	Phonics	English	Maths
1	<p>This week we will be recapping the sounds ue (as in 'glue'), aw (as in 'paw') and wh (as in 'whisper').</p> <p>Choose one or more of the focus sounds and see how many times you can write it in a minute. Set a timer to help. You could swap colours for each time you write the sound, write some big, some small, write them in circles or try to fill the page!</p> <p>Challenge: How many question words can you think of that start with 'wh'? (e.g. when) Can you write one in a sentence?</p>	<p>Capital letters: Can you write the whole alphabet using capital letters? Try not to leave out any letters! If you get stuck ask an adult to help.</p> <p>Challenge: Pick a letter and write a sentence that starts with that letter. Don't forget the first letter of the sentence should be a capital!</p>	<p>Making equal groups - grouping Grab some small objects that you can use for grouping (e.g. a cup of pasta, a box of lego bricks, tube of smarties, bag of marbles). How many equal groups of 2 can you make? Can you count them? (E.g. 1 group of 2, 2 groups of 2, 3 groups of 2) How many groups of 2 do you have? How many objects is that altogether?</p> <p>Challenge: Take 20 objects. Complete the sentences. I can make ___ equal groups of 2 I can make ___ equal groups of 5 I can make ___ equal groups of 10</p> <p>Why do the number of equal groups get smaller each time?</p>
2	<p>Ask a grown up to help you think of a list of words using the focus sounds of the week. Set a timer to see how long it takes you to read all of the words correctly. Write down your time and see if you can beat it!</p> <p>Challenge: Now see if you can think of some more of your own words using the focus sounds of the week. Write your own list. Don't forget to check your spelling of the focus sounds!</p>	<p>This week we will write our own version of Jack and the beanstalk. But this time you can change the character and choose a different kind of plant. Use the story map template on page 5 of this document to help you plan your own story. (Or draw your own story map plan in your book.) You could plan a story about a plant in your garden, a magical tree or make up your own plant. Who will your main character be? What happens when they find the plant? Is something buried underneath it? Do they need to climb to the top? How will the story end?</p> <p>Challenge: Add some labels to your story map. Can you say your story out loud? Does it all make sense?</p>	<p>Making equal groups - grouping Seth has 30 jewels which he groups equally. How many different ways could he group them equally? Use some small objects at home to explore your ideas.</p>  <p>Challenge: Write your own similar maths problem. Make sure you check the answer yourself before giving it to an adult to try.</p>
3	<p>Log onto: https://new.phonicsplay.co.uk/ Using the log in details below:</p>	<p>Use your story map to remind yourself of your planned story. Can you retell the story aloud? Can you remember all the events in the story? Can you retell the story</p>	<p>Making equal groups – sharing Use two paper plates or draw two large circles on paper to help you. Choose a number of small objects</p>

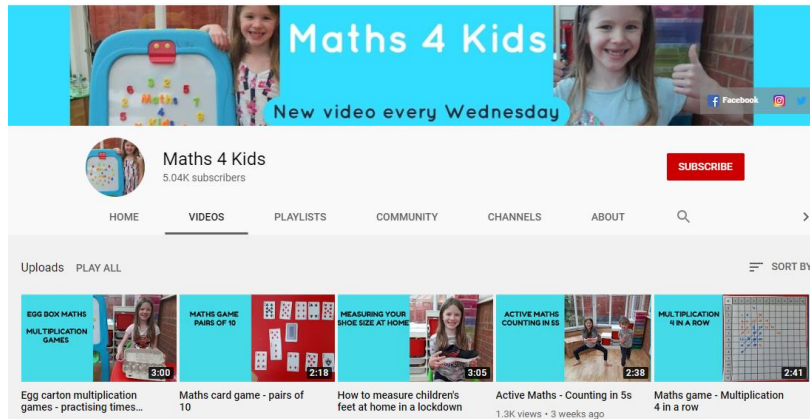
Red Class – Home Learning – w.b. 18th May 2020

	<p>Username: march20 Password: home</p> <p>Click on resources, then phase 5. Play picnic on pluto using the focus sounds of the week.</p> <p>Challenge: Write down any real words you can remember from the game. Choose one or more to write in a sentence.</p>	<p>without looking at your plan? Remember to use phrases like ‘once upon a time’, ‘suddenly there appeared’, ‘in the end’.</p> <p>Challenge: Perform your story to your family. You could use toys or puppets to help or even ask your siblings to help you!</p>	<p>(pasta shapes, lego bricks, sweets, shopkins etc). Can you share them equally between the two plates? (Remember to add one object to each plate, one at a time to share them equally – one for you, one for me style!) Record on a piece of paper or in your book which numbers will share equally. These are called even numbers. Record in a separate list the numbers that have an odd one left over. These are called odd numbers.</p> <p>Challenge: What can you tell me about odd and even numbers? What do you notice if you write them in numerical order?</p>
<p>4</p>	<p>Have a go at reading the comic called ‘Eggs, eggs, eggs’. Ask an adult to help you with the tricky words if you get stuck. https://phonicsplaycomics.co.uk/comic_ph5a_eggs_eggs_eggs.html</p> <p>Challenge: Draw your own phonics comic. See if you can use words with the focus sounds of the week. E.g. glue, blue, claw, draw, which, when.</p>	<p>Now that you know your story well and can retell it verbally, you are ready to write it! Think about one sentence at a time. Start at the beginning of your story plan to help you. See if you can remember a capital letter at the start of your sentences and a full stop at the end. Remember you can use your phonics sound mats from your original home learning pack to help you sound out and spell words.</p> <p>Challenge: Can you write one sentence for each box of the story plan? Read your sentences to yourself as you write to check they make sense.</p>	<p>Making equal groups – sharing</p>  <p>What number is Allie thinking of? How do you know? Can you prove it using small objects?</p> <p>Challenge: Think of your own secret number. Write down three clues. See if someone else in your family can guess your secret number. Remember to check your clues carefully to make sure they lead to the right number!</p>
<p>5</p>	<p>Go on a word hunt around the garden – write words which use your focus sounds on pieces of paper/ card, and then get your grown-up to find them. Or, your grown-up</p>	<p>Looking back at your written story, now it is time to edit. Read your writing aloud to an adult. Does it all make sense? Can you read your writing? Have you missed any full stops? Capital letters? Important parts of the story?</p>	<p>Making equal groups - sharing Have a family picnic or party to celebrate the end of term! Help your adults to share out everything for each person. Can you share out the juice equally into</p>

Red Class – Home Learning – w.b. 18th May 2020

<p>could write the words and challenge you to find and read them instead.</p> <p>Challenge: How quickly can you find and read all the words? Can you sort them into 3 groups, according to their focus sound?</p>	<p>Use a different coloured pen or pencil to edit and make good changes to your story.</p> <p>Challenge: Now your story is complete and you have checked it, design a front cover for your story. Draw a picture of the main character or setting and include the name of your story and your name, as you are the author!</p>	<p>each cup? Make sure there are the same amount of biscuits on each plate. How many sandwiches are there for each person?</p> <p>Challenge: How can you share any leftover party food equally and fairly?</p>
--	---	---

If you would like some extra Maths activities to try, check out the Maths 4 kids YouTube channel. They upload a new video every Wednesday and have some fun ideas in a range of Maths topics. They have ideas that are relevant for different year groups so make sure you pick something that you are familiar with.



For an extra fun challenge, search for '30 day lego challenge' on google.



