

Red Class – Home Learning – w.b. 4th May 2020

Dear Parents / Carers,

Thank you for your comments, questions, patience and photographs over the last few weeks, all have been greatly appreciated.

It is good to hear about how you and your children are getting on with this new way of working. I know that everybody has different priorities at the moment and I have been thinking about ways to try to make the children's work clearer and more straightforward to schedule.

Looking at the second work pack, I have reorganised the content for English and Maths into weekly blocks which I have then further divided down into daily sections of work. My hope is that this will help both you and your children to organise the time spent on these areas more easily and with less stress.

I plan on updating this on a weekly basis.

At this point I know that people are in different places in the work. If this doesn't fit with what you are doing and you would prefer to stick to your own approach, then that is absolutely fine too.

I have left the topic and science tasks on the original planner so that you and your children can find your own way through and follow your areas of interest as they arise and as time allows.

As usual, please e-mail red@beaupre.cambs.sch.uk if you have any questions.




Keep looking after yourselves and don't forget to keep sending the photos for the newsletter, they are greatly appreciated by everybody.

Miss Brand

Red Class – Home Learning – w.b. 4th May 2020

Task	Phonics	English	Maths
1	<p>Make rhyming words with the same sounds. Using year 1 spellings in a sentence.</p> <p>This week we will be recapping the sounds ay (as in 'day'), ou (as in 'shout') and ie (as in 'tie').</p> <p>Log on to Education city and search for one of the focus sounds using the 'search content' button at the top of the page. Choose an activity to complete.</p> <p>Challenge: write your own alien word for each of the sounds. Draw an alien picture for each of your words.</p>	<p>Log onto Education city and play the finger space game: https://go.educationcity.com/content/index/25912/3/1/1/null/null/false/false/null/0 (copy and paste the above link or click on subjects > English > Year 1 > activities > Writing. Then scroll down to find the 'space hoppers' game.</p> <p>Challenge: Write your own sentence about what you can see out the window. Make sure you remember your finger spaces! If you forget them, can you find where they should go?</p>	<p>Counting in 10s.</p> <p>Draw around your hands on a piece of paper or using chalk on the ground. Count in 10s, adding ten for each pair of hands that you draw. You could write the numbers on each pair of hands and display them in your room or jumble the pieces of paper and rearrange to make a number line. If drawing with chalk, write the number beside each pair of hands and count in tens as you jump down the number line.</p> <p>Don't forget to keep practicing counting in 2s and 5s as well.</p> <p>Challenge: Can you count backwards in 10s, 2s or 5s? What patterns do you notice in the numbers of each sequence?</p>
2	<p>Write the focus sounds on scraps of paper, as well as some sounds from your phase 2 and 3 sound mat (in your original home learning pack). Jumble the scraps of paper or pick them out of a hat to make words. Write down the words you make.</p> <p>Challenge: Make a list of real words and a list of alien words.</p>	<p>We are now starting to learn about traditional tales.</p> <p>Read or listen to the story of 'The Ugly Duckling'. You can find downloadable versions on www.twinkl.co.uk or watch the story on youtube. Pause the story as you go to think about what might happen next.</p> <p>How did the story start? What other words could you use to start a story? Make a list.</p> <p>Challenge: Write 2 sentences to describe the ugly duckling. One for the start of the story and one for the end. Don't forget your finger spaces!</p>	<p>Counting in tens.</p> <p>Access the counting in tens worksheets on the twinkl website. If you don't have a log in yet see the instructions below the table.</p> <p>https://www.twinkl.co.uk/resource/t-n-2544731-counting-in-tens-activity-sheets</p> <p>You can either print the sheet or recreate in your home learning book. Draw boxes to write the missing numbers or underline them to show where your answers are.</p> <p>Challenge: Choose page 4 or 5 of the document for some trickier number sequences that count back in tens and count from different numbers.</p>

Red Class – Home Learning – w.b. 4th May 2020

<p style="text-align: center; font-size: 2em; color: red;">3</p>	<p>Log onto: https://new.phonicsplay.co.uk/ Using the log in details below:</p> <p>Username: march20 Password: home</p> <p>Click on resources, then phase 5. Play buried treasure using the focus sounds of the week.</p> <p>Challenge: Can you remember some of the real words from the game? Make a list. Remember to check your spelling of the focus sounds.</p>	<p>Read or listen to the story of 'The Enormous Turnip'. You can find downloadable versions on www.twinkl.co.uk or watch the story on youtube. Pause the story as you go to think about what might happen next.</p> <p>What characters were in the story? Can you remember the order they appeared in? Draw and label a picture of the characters helping to pull up the turnip.</p> <p>Challenge: Can you retell the story in your own words? Set a minute timer and see if you can retell the whole story within the time!</p>	<p>Making equal groups.</p> <p>Use any resources at home to make some equal groups. Choose groups of 2, 5 or 10. For example you could count straws into cups, wrap hair bobbles around pencils to make equal groups, sort toy cars into rows of 5, collect leaves and place them in groups of 2 etc. Remember to count each group carefully to make sure they have the right amount. When you have finished making groups, count them like this:</p> <p>“one group of 2, two groups of 2, three groups of 2, four groups of 2” this reinforces the equal groups.</p> <p>Challenge: Count quickly just the total amounts in each group e.g. 2, 4, 6, 8.</p>												
<p style="text-align: center; font-size: 2em; color: red;">4</p>	<p>Go on a sound hunt around the house. What things can you find for each sound? Make a list for each sound:</p> <table border="1" style="width: 100%; text-align: center;"> <tr> <td>ay</td> <td>ou</td> <td>ie</td> </tr> <tr> <td>tray</td> <td>clouds</td> <td>tie</td> </tr> <tr> <td>Play doh</td> <td>spout</td> <td>pie</td> </tr> <tr> <td>crayon</td> <td>mouth</td> <td>fries</td> </tr> </table> <p>Challenge: Choose a word from one of your lists to write in a full sentence. Can you put more than one word in a sentence?</p>	ay	ou	ie	tray	clouds	tie	Play doh	spout	pie	crayon	mouth	fries	<p>Read or listen to the story of 'The Little Red Hen'. You can find downloadable versions on www.twinkl.co.uk or watch the story on youtube. Pause the story as you go to think about what might happen next.</p> <p>Retell the story any way you like. You could draw cartoon pictures with speech bubbles, write a few sentences, make puppets to tell the story or act it out with your siblings or toys.</p> <p>Challenge: What do you think the traditional tales had in common? Can you think of any similarities between the stories?</p>	<p>Add equal groups.</p> <p>Draw equal groups of objects (or ask a grown up to draw some groups for you!) Find the totals for each picture and write it as a number sentence. Remember to make your equal groups of 2, 5 or 10.</p> <div style="text-align: center;">  <p>$2 + 2 + 2 = 6$</p>  <p>$5 + 5 + 5 + 5 + 5 = 25$</p>  <p>$10 + 10 + 10 = 30$</p> </div> <p>Challenge: Write about your pictures in full sentences e.g. There are 3 groups of 5 apples which makes 15 apples.</p>
ay	ou	ie													
tray	clouds	tie													
Play doh	spout	pie													
crayon	mouth	fries													

Red Class – Home Learning – w.b. 4th May 2020

5	It's a Bank Holiday week – make a cosy reading den and share your favourite book with a sibling, pet or cuddly toys.	It's a Bank Holiday week – Choose your favourite traditional tale from this week and make your own front cover for the story. Remember to include the title of the story and a beautiful picture.	It's a Bank Holiday week – Can you make equal groups during your chosen play time? E.g. group your shopkins into groups of 5, make groups of 2 cupcakes to share with your toys, put lego bricks into towers of ten...I'm sure you can think of plenty more!
---	--	---	--

How to access twinkl resources free for a month

Step 1: Go to [twinklhq.twinkl.co.uk/offer](https://www.twinkl.co.uk/offer)

Step 2: Enter the code: CVDTWINKLHELPS

If you would like to practice some phase 3 sounds, search for “Twinkl kids’ TV” channel on YouTube. They upload daily phonics lessons with games and activities to join in with. They also have some fun Art videos where you can learn to draw various things!

