



## Newsletter 19

9th February 2024

13th February	Pancake Day Lunch
15th February	TL Productions - Order delivery to school
15th February	Chinese New Year dessert
15th February	Purple Class swimming—week 4 of 5
16th February	School breaks up for half term
26th February	Pupils return to school
27th February	Tempest Photographs—Group Photographs
29th February	Purple Class swimming—week 5 of 5
7th March	Blue Class swimming—week 1 of 5
7th March	World Book Day - Details to follow
11th March	Yr6 Careers Event. Letter to follow
22nd March	TL Productions - Last Order date for delivery to school on 28th March
28th March	TL Productions - Order delivery to school
28th March	School breaks up for Easter

## Week 19

Welcome to this week's Newsletter.

On Tuesday this week, we marked Safer Internet Day with a whole school assembly and individual class learning opportunities. Being safe online is something we all need to be aware of, not just about potential people who can get in contact with us, but also to be aware of SPAM and identify fraud. In an ever-changing world, the internet has so many amazing things to offer us, but as the world develops, we need to be far more aware of the dangers it can pose: from online bullying through social media and chat groups to online games with facilities to chat and other potential threats to our safety. Following our input at school, now may be a good time to follow up with discussions with your children and other members of the family, including older members of the family who may be vulnerable to fraud. There are many online resources to support children and families to understand and prevent some of these dangers. The NSPCC website is a good place to start if you would like some further information [Keeping children safe online | NSPCC](https://www.nspcc.org.uk/keeping-children-safe-online/)

If you are concerned about your child and online safety, please talk to us.

Wishing you all a wonderful weekend,

Mrs Munday  
(Headteacher)





Improving  
children's mental  
health

### Children's Mental Health Week

Mrs Summers introduced Children's Mental Health Week with a 'Place to Be' assembly; this year's theme is 'My Voice Matters'. A wide range of activities took place across the school with children taking part in: creating a big class mirror, framed with inspirational quotes; work around thinking about what we can and can't control; positive music and exploring positive messages in song lyrics; using the forest area; using literature to promote being kind to each other, positive mental well-being and links to reading for pleasure, as well as art-related well-being activities. The children also had an opportunity to make friendship bracelets and they had a think about what makes us special.

The Mental Health Support Team, who support our school, came in to work with some of our children to lead additional art activities associated with positive emotions.

Please find attached information with regard to support that the MHST provide for children with regard to parent-led work around anxiety and behaviour. Should anyone like further information in this regard, please speak to Mrs Summers.

Please see the following links for support with well-being.

Useful websites

<https://www.place2be.org.uk/>

<https://www.cpft.nhs.uk/childrens-young-peoples-and-families-services/>

<https://www.keep-your-head.com>

<https://www.youngminds.org.uk/parent>

<https://www.annafreud.org/resources/family-wellbeing>

<https://www.cambscommunityservices.nhs.uk/what-we-do/children-young-people-health-services-cambridgeshire/emotional-health-and-wellbeing-services>

Apps

Head space, calm harm, cove, chill panda, worry time, worry tree and Mindful Gnats.




We have had many donations for our wonderful woodland project which has helped to purchase many items to enhance our area. Although, we are in conversations with the local press about the generosity we have received, we would also like to give a special mention in our Newsletter. Without these donations, we would not have been able to have progressed as much as we have.

A big special thanks to Margaret Mace, Waymar Services, Sue Beale, Outwell Village Hall Committee, Glen Carmichael (School Disco Man), Elm Landscaping, Tom Fairbrother, Billy May and Downham Freemasons, for all their support.

The Woodland Working Group were very busy and have made beautiful thank you cards for everyone who has donated and helped towards the woodland project.

Please keep an eye on the Fenland Citizen who have agreed to put a whole page spread on the progress and the donations for our wonderful project in the upcoming weeks.

*Miss M Mance*  
Deputy Head Teacher







ON MONDAY 5TH FEBRUARY, PURPLE CLASS HAD THEIR FOREST SESSION. THEY STARTED THEIR AFTERNOON WITH A TEAM GAME- IN GROUPS OF 4, EACH TEAM HAD TO CREATE AND BUILD A MINI OBSTACLE COURSE FOR AN ANT. THERE WERE SOME EXCELLENT CREATIONS INVOLVING POOLS OF WATER, SLIDES, TUNNELS AND EVEN LITTLE SEASAWS. THE CHILDREN THEN WENT TO EXPLORE FOR THEMSELVES. ACTIVITIES INCLUDED

- MUD KITCHEN, MAGIC POTIONS WITH ORANGE JUICE (USING OUR NEW JUICER), A RANGE OF HERBS AND VANILLA ESSENCE
  - CREATING WOODEN HEARTS, USING HAMMERS, NAILS AND WEAVING WOOL AROUND THEM
  - LEAF ART, USING STAMPERS AND CREATING PATTERNS ON CARD
  - WILDLIFE CORNER, SPOTTING MINI BEASTS AND IDENTIFYING THEM WITH THE ID CARDS AND LEARNING HOW TO USE BINOCULARS APPROPRIATELY
  - DEN BUILDING
  - CLAY ANIMALS, USING AIR DRYING CLAY AND NATURAL RESOURCES AROUND THE FOREST
- IT WAS A FABULOUS SESSION AND WE CANNOT WAIT UNTIL IT IS OUR TURN AGAIN!








ON FRIDAY 2ND FEBRUARY, RED CLASS SPENT THE MORNING EXPLORING THE WOODLAND AREA. WE STARTED OFF WITH A QUICK TEAM GAME WHERE WE NEEDED TO FIND NATURAL RESOURCES TO BUILD A BIRD. AS PART OF OUR SCIENCE LEARNING. AFTER ESTABLISHING THE WOODLAND RULES, THE CHILDREN WERE ABLE TO MAKE MUD FACES ON TREES AND USE CLOTH, MALLETS AND LEAVES TO MAKE PRINTING ARTWORK. THE CHILDREN ALSO ENJOYED MAKING MANY CREATIONS IN THE MUD KITCHEN, CLIMBING TREES, PLAYING ON THE TYRE SWING AND MAKING THEIR OWN CAMPSITES.







ON THE AFTERNOON OF WEDNESDAY 31ST JANUARY 2024, YELLOW CLASS VISITED THE FOREST. A VARIETY OF ACTIVITIES WERE PLANNED FOR THE CHILDREN TO HAVE A GO AT. SOME OF THE CLASS APPLIED THEIR LEARNING OF 3D SPAGHETTI STRUCTURES IN DT AND CREATED WOODEN STRUCTURES OF A MUCH LARGER SCALE. NATURAL WIND CHIMES WERE ALSO MADE FROM BRANCHES AND STRING. CREATING ANIMAL LEAF COLLAGES WAS ANOTHER ACTIVITY THAT THE CHILDREN TOOK PART IN, AS WELL AS A LEAF AND FOLIAGE HUNT. THE MUD KITCHEN WAS A HUGE HIT AND THE CHILDREN TOOK CREATING A 3-COURSE MEAL VERY SERIOUSLY – SOME EVEN ADDED BAY LEAVES TO THEIR STEW!







Orange Class had a fantastic time in the forest on Thursday afternoon.

We wrapped ourselves up lovely and warm and ventured out for an afternoon of practical, hands on learning opportunities. We started the afternoon by playing 'Hide and Seek', which the children thoroughly enjoyed. We used hand drills to make holes in twigs and sticks we found on the ground, transforming them into wind chimes to help develop a music area in the forest. Linking to our Art topic of 'Textiles and Collage' we used twigs to create a loom and develop our skills of weaving. Finally we each pulled one of our classmates name out of a jar and we created for that person, a 'wellbeing' figure using materials from the forest ground and presented it to them with a smile and a compliment, to develop our learning of PSHE and friendships.





## Outdoor Learning in Purple Class




On Friday, Purple Class took their learning into the village. They walked around the streets and even explored the church yard, looking at physical and human features. The children had a photography competition and took photos of the different features they spotted. Some were excellent and it was very hard to judge. Lots of the children tried to capture images that incorporated both physical and human features which was most impressive. Well done to Jacob and Teddy for winning with their wonderful photo of the cross.

During the walk the adults on the trip collected litter for their art sculptures in the afternoon. The children helped to spot the litter. We were disappointed with how much we found around our lovely village. The children then created two different sculptures. One of man made items and one of natural resources. All the sculptures were fabulous.

Well done Purple Class.







### Purple Class:

Purple Class had a fantastic Internet day. We started the day with a lot of discussion around our likes and fears around being online. We interviewed each other to find common interests and designed our own interview questions.

We then had a class game where we ordered online activities from the most favoured to the least favoured.

After that, we spent some time watching a live online lesson from BBC teach where we learnt about Artificial Intelligence and learnt about the pros and cons of it as well as designing our own robots that use AI. We also played a team game trying to figure out whether the statements from the video were true or false. All the creations were great and well thought out. Finally, we learnt about online gaming and how to stay safe when playing online. We finished the day by creating our own Super heroes that could save us from the online world.


### Orange Class:

Orange Class engaged in a variety of activities as part of Safer Internet Day 2024. The theme this year focused on 'Making Change'. The children provided some insightful and mature tips and experiences of how they keep themselves safe online. They planned and performed, in groups, a commercial informative advert, aimed at other children and families, which we recorded on the iPads.

Orange Class also learnt how to identify and recognise safe apps and completed a reading comprehension, teaching them about online safety. They also completed an online safety booklet and designed a family 'household online safety plan'. It was fantastic to see the children sharing their experiences and understanding the benefits of the online world, but also recognising how they can stay safe.







### Yellow Class:

For Safer Internet Day, Yellow Class spent the day learning about using social media. They explored what social media is; age restrictions for different apps; the benefits of using social media and associated risks; what a digital footprint is and how they can use social internet more safely. They then worked in small teams to present a balanced argument about the information that they had learnt.



The following day, the children were able to use their rehearsed knowledge to produce some very impressive double-page spreads on social media by children.



Please enjoy sharing their presentation.



[https://www.youtube.com/watch?v=y\\_TqMGCa\\_G4](https://www.youtube.com/watch?v=y_TqMGCa_G4)





### Green Class:


Tuesday's Internet Safety Day saw Green class carry out a computer related survey to understand how our browsing habits can be used to give us more of what we want to see. Then we watched a clip about AI and how it is already being used, as well as how people predict it will be able to be used to help us in the future.



In the afternoon we developed an internet safety board game where good choices were rewarded and poor choices penalised. Most of us finished off the day by testing out our games.









### Red Class:

For Safer Internet Day, Red Class discussed what they used the internet for (which turned out to be lots of things). We had a discussion around what the word trust means and that we are not able to trust everything that we see on the internet because anybody can post something. Following this, the children had a think about the trusted adults in their lives they could go to if they were unhappy about something which they saw online.




During the next part of the day, we discussed how to stay safe online and what is and isn't ok to share with people on the internet. From this, the children designed their own avatar and username as well as writing a sentence to tell other people how to stay safe online.




### Rainbow class:

Rainbow Class listened to a story about Smartie the penguin and how he kept safe when using the internet. We had lots of discussions on how we can stay safe and who we could tell if we were worried about anything we saw on our tablets, iPads or computers. Some of us drew pictures of the person we could ask for help, others made Smartie penguin masks and created collages of Smartie.







## Blue Class:

On Tuesday this week, the whole school joined in with Safer Internet Day. The theme this year was 'Inspiring change' which included changes that have happened in the history of technology as well as changes we might see in our daily use of technology. We started off the day with an assembly led by Mrs Chalkley to discuss changes in technology over time as well as changes that might cause us to feel different emotions. We discussed who to talk to in the event of seeing something upsetting online.




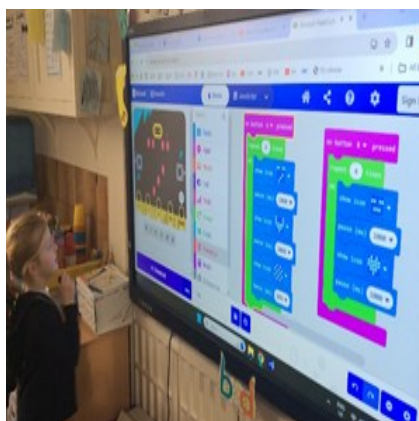
In Blue Class, we started by sorting pictures of phones, computers, musical devices and gaming consoles. We ordered them from oldest to newest and talked about what features make the newer models easier for the user. Then we designed our own technology of the future.



We watched the BBC live lesson all about AI technology, took part in quizzes and discussed what we had found out. Then we made online safety posters and had a go at programming micro: bits in groups.



We also listened to a story about changes on an online game and answered questions about the story and what we would do in the same situation.



## Chinese New Year - Rainbow Class

Rainbow Class have been learning about the Chinese New Year which is on Saturday. We watched some Chinese lion and dragon dancing and heard the story of the Chinese Zodiac. During our literacy lesson, the children wrote lists of all the animals from the story. In maths, we got the chance to practise writing Chinese numerals in red sand as red is lucky in Chinese culture. The class Noodle Bar has been very popular, serving dumplings, spring rolls and, of course, noodles with carrots and mange tout. Delicious!

Also, the children made traditional red money envelopes, lanterns, dragon streamers and using wax, wrote their name in Chinese which they painted over with a colour wash. We finished the week off making a huge dragon painting which everyone helped with and is now displayed on the wall in the classroom.

Happy New Year to everyone!



twinkl.com





# Awards & Celebrations

## Attendance

Our attendance figures for the week ending Friday 2nd of February are as follows:-

**Gold**      **Purple**


**Silver**    **Blue**

**Bronze**   **Orange**

The winner of the 100% attendance prize for week ending 2nd of February is Lilly in Green Class

## Above and Beyond

This week's Above and Beyond goes to Riley in Orange Class for his acts of kindness towards others and for his increased confidence in seeking support from adults.



**1st**   **Kingfishers**

**2nd**   **Marsh Harriers**

**3rd**   **Swans**

**4th**   **Cranes**

# Awards & Celebrations



Abi in Orange Class took part in a Karate competition last weekend. She won two bronze medals in Kata. She gained these in older year group categories.

Amelia in Orange Class won a street dancing trophy.



Well done !!

## BFG

### Upcoming Dates

**1st March** - Selling sweets on the playground

**4th March** - Next Meeting at 6.30pm

**8th March** - Mothers day Pop Up Shop

**15th March** - School Disco



## Information



### World Book Day - 7th March 2024

We are pleased to announce that Beaupre will be celebrating World Book Day on Thursday 7<sup>th</sup> March 2024. Children are invited to come to school as their favourite book character. There will be an opportunity for parents to visit their children's classes to join in with some of the activities during the morning. Further details to follow after half-term.

Mrs Summers



# What Parents & Carers Need to Know about

# WHATSAPP

AGE RESTRICTION  
**16+**

In UK and Europe;  
rest of the world 13+

With more than two billion active users exchanging texts, photos, videos and documents, as well as making voice and video calls, WhatsApp is the world's most popular messaging service. Its end-to-end encryption only allows messages to be viewed by the sender and any recipients: not even WhatsApp itself can read them. This privacy issue has been in the spotlight recently, as the UK's Online Safety Bill proposes to end such encryption on private messaging. WhatsApp is unwilling to do so and has reportedly considered withdrawing its service in the UK should this legislation go ahead.

## WHAT ARE THE RISKS?

### EVOLVING SCAMS

WhatsApp's popularity makes it a lucrative hunting ground for scammers. Recent examples include posing as the target's child, requesting a money transfer because of a spurious 'emergency'. Plus a scam where fraudsters trigger a verification message by attempting to log in to your account, then (posing as WhatsApp) call or text to ask you to repeat the code back to them, giving them access.

### CONTACT FROM STRANGERS

To start a chat, someone only needs the mobile number of the WhatsApp user that they want to message. If your child has ever given their number out to someone they don't know, that person could then contact them via WhatsApp. It's also possible that your child might be added to a group chat (by one of their friends, for example) containing other people that they don't know.

### FAKE NEWS

WhatsApp's connectivity and ease of use allows news to be shared rapidly – whether it's true or not. To combat the spread of misinformation, messages forwarded more than five times on the app now display a 'Forwarded many times' label and a double arrow icon. This makes users aware that the message they've just received is far from an original... and might not be entirely factual, either.

### 'VIEW ONCE' CONTENT

The facility to send images or messages that can only be viewed once has led to some WhatsApp users sharing inappropriate images or abusive texts, knowing that the recipient can't re-open them later to use as evidence of misconduct. People used to be able to screenshot this 'disappearing' content – but a recently added WhatsApp feature now blocks this, citing increased privacy.

### CHAT LOCK

Another new option allows users to store certain messages or chats in a separate 'locked chats' folder, saved behind a passcode, fingerprint or face ID authentication. The risk here is that this function creates the potential for young people to hide conversations and content that they suspect their parents wouldn't approve of (such as age-inappropriate material).

### VISIBLE LOCATION

WhatsApp's 'live location' feature lets users share their current whereabouts, which can be helpful for friends meeting up or parents checking that their child's safely on the way home, for example. However, anyone in your child's contacts list or in a mutual group chat can also track their location – potentially letting strangers identify a child's home address or journeys that they make regularly.

## Advice for Parents & Carers ...TYPING...

### EMPHASISE CAUTION

Encourage your child to treat unexpected messages with caution: get them to consider, for example, whether the message sounds like something a friend or relative would really send them. Make sure they know never to share personal details over WhatsApp, and to be wary of clicking on any links in messages. Setting up two-step verification adds a further layer of protection to their WhatsApp account.

### THINKING BEFORE SHARING

Help your child to understand why it's important to stop and think before posting or forwarding something on WhatsApp. It's easy – and all too common – for content to then be shared more widely (even publicly on social media). Encourage your child to consider how an ill-judged message might damage their reputation or upset a friend who sent something to them in confidence.

### ADJUST THE SETTINGS

It's wise to change your child's WhatsApp settings (go to 'Privacy', then 'Groups') to specify which of their contacts can add them to group chats without needing approval; you can give permission to 'My Contacts' or 'My Contacts Except...'. Additionally, if your child needs to use 'live location', emphasise that they should enable this function for only as long as they need – and then turn it off.

### CHAT ABOUT PRIVACY

Some parents like to check in with their child about how they're using WhatsApp, explaining that it will help to keep them safe. If you spot a 'locked chats' folder, you might want to talk about the sort of chats that are in there, who they're with and why your child wants to keep them hidden. Also, if your child has sent any 'view once' content, you could discuss their reasons for using this feature.

## Meet Our Expert

Dr Claire Sutherland is an online safety consultant, educator and researcher who has developed and implemented anti-bullying and cyber safety policies for schools. She has written various academic papers and carried out research for the Australian government comparing internet use and seeing behaviour of young people in the UK, USA and Australia.



...HEY OSCAR...

**NOS** National Online Safety®  
#WakeUpWednesday

Sources: <https://blog.whatsapp.com/an-open-letter> | <https://faq.whatsapp.com/102708889582332> | [https://faq.whatsapp.com/3400589688245/helpref-ho\\_fha](https://faq.whatsapp.com/3400589688245/helpref-ho_fha) | <https://www.whatsapp.com/security> | <https://blog.whatsapp.com/chat-lock-making-your-most-intimate-conversations-even-more-private> | <https://www.aura.com/learn/whatsapp-scams>



@natonlinesafety



/NationalOnlineSafety



@nationalonlinesafety



@national\_online\_safety

Users of this guide do so at their own discretion. No liability is entered into. Current as of the date of release: 20.09.2023



Please order this meal on Select in the normal way.

# PANCAKE DAY LUNCH

Tuesday 13th February



**Beef Burger and Hand  
Cut Potato Wedges with  
Sweetcorn**



**Jacket Potato and Pasta  
also available**



**Homemade Veggie Burger and  
Hand Cut Potato Wedges with  
Sweetcorn**



**Pancakes and Butterscotch Sauce**





# *HAPPY* *Chinese* *= new year =*

*Thursday 15th February 2024*

*Welcome to the year  
of the Dragon!*

*Please join us for a special  
dessert to celebrate the  
lunar new year!*

*Sticky Upside Down  
Mandarin Cake*

*Kung Hei  
Fat Choi!*

*Happy  
New Year!*



# Supporting your Anxious child

On this online course you will work alongside your tutor and other parents to increase your understanding of anxiety in children.

You will learn how to:

- Recognise the signs of anxiety.
- Identify some of the possible reasons children have anxiety.
- Develop strategies to help your child manage these feelings in a supportive group.

Don't forget to  
scan the QR  
code and visit  
our website!



**Date: Monday**  
**04/03/2024-18/03/2024**  
**Time: 10am-11.30am**



## Dates for your diary - New events shown in bold

<b>2024</b>	
15th February	TL Productions - Order delivery to school
16th February	School breaks up for half term
26th February	Children return to school
27th February	Tempest Photography - Class Group Photos
7th March	Blue Class Swimming Wk 1 of 5
7th March	World Book Day. Details to follow
11th March	Yr6 Careers Event. Letter to follow
22nd March	TL Productions - Last Order date for delivery to school on 28th March
28th March	TL Productions - Order delivery to school
28th March	School breaks up for Easter
16th April	Children return to school on Tuesday. (Monday 15th April—Staff Training Day)
25th April	Red Class Swimming Wk 1 of 5
6th May	May Bank Holiday. School closed
22nd May	Dinosaur Day—Rainbow Class only
24th May	School breaks up for half term
3rd June	Children return to school
6th June	Rainbow Class Swimming Wk 1 of 5
26th June	Yar 5 Literacy Festival trip. Letter to follow
12th July	TL Productions - Last Order date for delivery to school on 18th July
15th July	Bikeability in school for 4 days. Year 5
18th July	TL Productions - Order delivery to school
19th July	School breaks up for Summer