



Important Dates

- 2nd May** **Bank Holiday**
- 5th May** **Red Class Swimming Wk 1 of 5**
- 5th May** **BFG Meeting 6.30-8pm**

Week 28

Welcome to this week's newsletter. This week we have continued with celebrating all our subjects, where the whole school participated in an Art Day. Art has so many genres and opportunities for children to excel and is important for their wellbeing. The children participated in a variety of activities and you can see some of these later in this week's newsletter.

I had a meeting with other Wisbech Headteachers this week and we began to finalise some other activities as Wisbech Schools for later in this term and think about activities for the next academic year. It is finally nice to be getting back to normality and working with other schools again.

I hope you all have a wonderful extended Bank Holiday weekend and are looking forward to another one!

Mrs Munday
Headteacher

Dogs on playground - Reminder

Can we please remind you that we do not allow dogs on the school playground, even if they are small and carried. If you need to bring a dog to school when dropping off and collecting, can you please make other arrangements for someone to collect your children and bring them to you outside of the school.

Thank you for continuing to support us in this.

Important Information




Assessment and SATs time!

We are approaching the time of year when National Assessments will be taking place.

Year 6 children will be carrying out their end of Primary School SATs in the week commencing 9th May. **We ask that all Year 6 children are in school for this week.**

Year 2 will be carrying out their 'Quizzes/Tests' during May, with Key Stage 1 children carrying out Phonics checks in the week commencing 6th June.

Year 4 children will be taking part in Multiplication Table Checks between 6th and 24th June.



Current Vacancies

We currently have the following vacancies within school:

[HLTA Vacancy May 2022](#)

[Admin Vacancy May 2022](#)

[TA Vacancy May 2022](#)

Please feel free to share these with friends or on social media to allow the school to be seen by a wider audience.

To request a pack or if you have any questions, please contact:

[**office@beaupre.cambs.sch.uk**](mailto:office@beaupre.cambs.sch.uk)

News

Year 5 Maths Challenge

Year 5 were presented with a last minute opportunity from Cambridgeshire County Council to take part in a maths challenge, competing against other schools across the county. Only 4 children were required to take part and the challenge included 3 rounds 1 focussing on memory and the other 2 rounds, reasoning and problem solving. Skyla, Thomas, Henry and Caitlin did a wonderful job of representing Beaupre Community Primary School during the challenge and worked really well as a team, sharing their mathematical knowledge and strategies.

It was lovely for myself, Mrs Munday and Mrs Newman to share this experience with the children. I would like to say a massive congratulations to those who took part and as always we are very proud of our children. Unfortunately, we did not make the final on this occasion, however, the enthusiasm and positive attitude to learning demonstrated by the children was outstanding.



Beaupre Art Day

After Mrs Eaves assembly, explaining Whole School Art Day and it's theme, Rainbow Class watched a short film explaining where clay comes from. During the morning we investigated different techniques and skills needed to make a pot. Using play dough we practised making a pot using the pinching method. In our outdoor environment we made our own clay using mud and water and then created our own sea creatures and pots.

After lunch we designed patterns for pots and then we made our own fish theme money boxes. We will wait for them to dry and then we will paint them and put on a varnish.

We all really enjoyed the day and particularly enjoyed getting messy!



In Red Class, we had lots of fun being creative on Art Day. We started the day with Mrs Eaves' assembly which introduced the whole day to us.

We followed this on by looking at a variety of Miss Bagg's personal collection of money boxes which the children very much enjoyed. We then decided that we were going to make our money boxes in the shape of a cat's head so we got busy in drafting our designs.

After break, we used playdough to practice various clay techniques before finally making our money boxes in the afternoon.



Beaupre Art Day

Blue Class

Blue Class started the day by listening to a story read by Mrs Eaves in assembly. This sparked a conversation about money and piggy banks. We then looked at some pictures of Miss Bagg's piggy bank collection and thought about what form our piggy banks could take. We decided to make elephants to tie in with our current topic on Africa. We also looked at the work of ceramicists Clarice Cliff and Josiah Wedgwood and commented on their choice of colour, form and style and compared the two.

We then looked at African patterns and noticed common colours, shapes and styles which we had a go at practicing on paper. Once we had mastered that, we designed our own elephant piggy banks, incorporating some African colours and patterns in the design.

We watched a few instructional videos about making pinch pots and piggy banks. We then got on with the best bit...handling the clay! The children enjoyed throwing their ball of clay onto the table several times to knock the air out and then kneaded the clay to get it ready to work with. We then made two pinch pots, scored the rims and joined them together to make the body. We used the rest of the clay to make legs, a head, trunk and tusks. We are looking forward to painting them once they have dried.



Beaupre Art Day

Purple Class thoroughly enjoyed Art Day. After the assembly lead by Mrs Eaves the children watched several videos to show different methods that could be used during the day.

After this, the children used playdough to practice these methods and even had the opportunity to make a practice money box. Later, we looked at a variety of money boxes and discussed what features could be included. Using these ideas, all of the children then designed their own pig money box. The children also looked at the ceramic artist Clarice Cliff. And used her ideas to design their own ceramic designs. In the afternoon all of the children were able to use their art skills to make their designs. They all look wonderful!



Green Class 2022

Mrs Eaves began the day with a story about how saving money is now becoming more important and more difficult these days before setting us the challenge of designing and making our own money box.

We started by practising three different approaches with playdough so that we could understand what choices we might have in the way that our money boxes were constructed. Then we looked at ceramic work by three artists – most of us liked the colourful and experimental work by Linda Lopez best.

After that, we talked a bit about traditional money boxes and looked at examples from Miss Bagg's collection before researching possible ideas from our topic of Ancient Egypt. Then we were ready to come up with our plans.

The clay came out after lunch, giving us the whole afternoon to work on our final pieces where we were able to use the ideas and techniques that we had researched and practised through the day. We had completely free choice on the design as long as it used one of the three techniques from the playdough practice. There were an amazing assortment of ideas from pyramids, pharaohs and mummified cats to bunnies, trains and Sonic the hedgehog!

The whole class worked incredibly hard and thoroughly enjoyed the challenge. We had plenty of problems along the way which we were encouraged to solve ourselves resulting in some very unique and ingeniously built money boxes.



Beaupre Art Day

Orange Class thoroughly enjoyed Art Day and benefited from refining their skills in 3D art.


The children developed their techniques in coiling, slabbing and pinching, noting the different styles and how they improve the purpose and structure of different clay items. Following on, we researched famous historical sculptors- as a class we focussed on Grayson Perry and produced some lovely fact files about our chosen sculptor. The children applied their learning of Grayson to contribute his techniques to their own designs to create their own money box.

During the afternoon, the children created out of the clay, their moneybox designs. The children produced some excellent and well detailed designs, we cannot wait to see the final piece. We are excited to be painting and decorating at a later date, once they are dry. Thank you for organising a wonderful learning opportunity Mrs Eaves.



On Friday 29th April, Year 6 had their Art Day. Mrs Eaves kindly started their day off by sharing Kate Milner's book 'It's a No-Money Day' with them and modelling how to make their piggy bank. Subsequently, the class watched various clips demonstrating clay-modelling techniques which they rehearsed with play dough.

The children researched the work of famous potters, which allowed them to consider the design of their money bank. The techniques of coil, pinch and slab were used to execute the children's final designs.



Awards and Celebrations


Attendance

Our attendance figures for the 3 days last week, ending Friday 22nd April are as follows:

Gold	Purple Class	100%
Silver	Orange Class	98.81%
Bronze	Blue Class	98.08%



Attendance Matters



1st	Swans
2nd	Cranes
3rd	Marsh Harriers
4th	Kingfishers

Above and Beyond

This week's Above and Beyond Award goes to Danny in Blue Class for his consistent politeness and consideration towards others and adults.

Well Done!



Important Information



A poster for free school meals. It features a large orange circle on the left with the text 'free school meals' in white and orange. To the right is a white fork and knife. Below the circle is a photo of a smiling boy in a school uniform holding a plate of food. Text on the left says 'could save you up to £450 a year per child'. At the bottom, it says 'To apply, visit www.cambridgeshire.gov.uk/freeschoolmeals' and the Cambridgeshire County Council logo.

free school meals

could save you up to **£450** a year per child

To apply, visit
www.cambridgeshire.gov.uk/freeschoolmeals

 Cambridgeshire County Council

free school meals



If you apply and qualify for Free School Meals, your child's school will receive additional funding called Pupil Premium, **up to £1,320 a year**.

Even though all children in Key Stage 1 receive Universal Infant Free School Meals, your child's school can only benefit from Pupil Premium funding if you apply, and are eligible, for Free School Meals. Don't delay the funding ... apply today!

Schools spend the pupil premium money on anything that can help your children do well at school, including trips, activities and extra support.

Applying online only takes a few minutes and, if eligible, your child will continue to receive Free School Meals until:

- The end of Year 6 (if they are in primary school on **31 August 2023**)
- The end of Year 11 (if they are in secondary school on **31 August 2023**)

This is even if your income rises above the threshold at any point during that time.

Eligibility

To get free school meals you need to be receiving one of the following:

- Universal Credit (up to £7,400 net earned income)
- Income Support
- Income based Job Seeker's Allowance
- Income related Employment and Support Allowance
- Working Tax Credit run-on (paid for 4 weeks after you stop working altogether or start to work less than 16 hours per week)
- Child Tax Credit but no element of Working Tax Credit and have an annual income that does not exceed £16,190

To apply, visit

www.cambridgeshire.gov.uk/freeschoolmeals



Friday 27th May 2022

**Cheese Finger Sandwiches, Sausage Rolls
& Pizza Fingers**

served with

Carrot and Cucumber Sticks & Crisps

and for dessert...

Fruit & Victoria Sponge Cake



LUNCHTIME CO[®]

Dates for your diary - New events shown in bold

2021/2022	
27th April	Whole School Art Day - in school event
28th April	Blue Class Swimming Wk 5 of 5
2nd May	Bank Holiday
5th May	Red Class Swimming Wk 1 of 5
5th May	BFG Meeting 6.30-8pm
May 2022	Key Stage 1 Quizzes/Tests - further information to follow
9th - 12th May	Key Stage 2 SATs Week
12th May	Red Class Swimming Wk 2 of 5
19th May	Red Class Swimming Wk 3 of 5
26th May	Rainbow Class Trip - Sealife Centre Hunstanton
26th May	Red Class Swimming Wk 4 of 5
27th May	Lunchtime Co - Jubilee Lunch
	School breaks for half term
6th June	School Closed
7th June	Staff Training Day
8th June	School re-opens to pupils
W/C 6th June	Key Stage 1 Phonics Quizzes
W/C 6th June -W/E 24th June	Year 4 - Multiplication Table Checks
9th June	Red Class Swimming Wk 5 of 5
13th June	Purple Class Trip
16th June	Rainbow Class Swimming Wk 1 of 5
28th June	Sports Day
4th July	TL Productions - Last order date for delivery to school for 20th July
5th July	Blue Class Trip - Banham Zoo
7th July	Orange Class Trip - Strangers Hall
15th July	Lunchtime Co - Bastille Day Lunch
20th July	TL Productions - Order delivery to school
22nd July	School breaks for summer holidays

2022/2023	
17th October	Tempest Photography - Individual Photographs
14th December	Pantomime - In school activity
21st February	Tempest Photography - Class Group Photos