

Topic – The World Around Us




# Storytime with Mrs Eaves

Secrets of the Rainforest - Carron Brown & Alyssa Nassner


<https://www.youtube.com/watch?v=sCSzvd4P0Xw&feature=youtu.be>

## A story for you: Mad About Minibeasts - Giles Andreas and David Wojtowycz


<https://www.youtube.com/watch?v=I7aHXEsdfQ4>

Task	Literacy	Maths Time	Number	Phonics
1	<p>We have learnt about the Rainforest and now we are going to investigate <b>minibeasts</b> within the 'Shub Layer'.</p> <ul style="list-style-type: none"> <li>Watch the BBC clip: <a href="https://www.bbc.co.uk/bitesize/topics/z6882hv/articles/z9fkwmn">https://www.bbc.co.uk/bitesize/topics/z6882hv/articles/z9fkwmn</a> <a href="https://christiananswers.net/kids/insects.html">https://christiananswers.net/kids/insects.html</a></li> <li>Go on an insect hunt. What did you find? Fill in the check sheet (Page 5)</li> </ul> <p><b>Challenge</b> – Write a sentence telling me what you saw, heard and touched. You could use the template on page 6.</p> <p>Remember: finger spaces, full stops, <u>sentences start with a capital letter</u>, write on the line and sound out the word before you try to write it. No capital letters in the middle of words!</p> <p>Also, you need to make sure you are forming all your letters correctly, it is really important.</p> <p><u>Note to adults – the children need to use their own phonic knowledge to write each word. It does not matter if it is incorrectly spelt.</u></p>	<ul style="list-style-type: none"> <li>Watch this short clip. <a href="https://www.youtube.com/watch?v=3Posbu-VKxU">https://www.youtube.com/watch?v=3Posbu-VKxU</a></li> <li>Make a clock. You can draw it on the floor outside with chalk and use sticks for hands or make one out of card/paper plate or use the template of page 12 (you could try to write the numbers yourself)</li> </ul>    <ul style="list-style-type: none"> <li>Get your grown up to test you on your time knowledge. Just do o'clock and half past to start with until you are confident. This needs to be a practical exercise with the clock you have made.</li> </ul> <p><b>Challenge:</b> Play Hickory Dickory</p>	<h3>Number</h3> <p>Can you say the number that is before it, one more than, one less than? Can you count objects to this number? Can you write this number? Can you share out this number of objects between 2 people equally? Is there any left over?</p> <p>What two numbers when added together make 15 and how many can you think of? Can you write them down in a number sentence?</p> <h1>15</h1>	<h3>Phonics Recap</h3> <p>Use the <a href="http://www.phonicsplay.co.uk">www.phonicsplay.co.uk</a> website to investigate these sounds along with words around you and in books – also use the 'you tube' clips to help and the websites.</p> <h2>Phase 4 sounds</h2> <p>(these involve sounds that you have learnt so far and blending them with another to make a new sound)</p>

## Rainbow Class – Home Learning – w/c 15<sup>th</sup> June, 2020 - 'The World Around Us

		<a href="https://www.ictgames.com/mobilePage/hickoryDickory/">https://www.ictgames.com/mobilePage/hickoryDickory/</a>		<a href="http://www.letters-and-sounds.com/">http://www.letters-and-sounds.com/</a>
2	<ul style="list-style-type: none"> <li>Watch <a href="https://www.bing.com/videos/search?q=insects+of+the+rainforest+for+kids&amp;docid=608019428687808886&amp;mid=ECBB49EF77271A517BA1ECBB49EF77271A517BA1&amp;view=detail&amp;FORM=VIRE">https://www.bing.com/videos/search?q=insects+of+the+rainforest+for+kids&amp;docid=608019428687808886&amp;mid=ECBB49EF77271A517BA1ECBB49EF77271A517BA1&amp;view=detail&amp;FORM=VIRE</a></li> <li>Complete the Mini Beast Classification. (Page 17)</li> </ul>	<p><b>Days of the week.</b></p> <ul style="list-style-type: none"> <li>Listen to the Days of the week song <a href="https://www.youtube.com/watch?v=mmKFEgw-MkE">https://www.youtube.com/watch?v=mmKFEgw-MkE</a></li> <li>Make a day's of the week chart for the wall. By checking it every day, you will soon learn the days in the correct order.</li> </ul> 	<a href="https://www.youtube.com/watch?v=A4trZO5WP9o">https://www.youtube.com/watch?v=A4trZO5WP9o</a>  <a href="https://www.youtube.com/watch?v=HPqNys1A3iw">https://www.youtube.com/watch?v=HPqNys1A3iw</a>  <a href="https://www.youtube.com/watch?v=qxsG1wyDEk">https://www.youtube.com/watch?v=qxsG1wyDEk</a>  <a href="https://www.youtube.com/watch?v=YBc5Mv9MHzk">https://www.youtube.com/watch?v=YBc5Mv9MHzk</a>  <a href="https://www.educationcity.com/">https://www.educationcity.com/</a>	<a href="https://new.phonicsplay.co.uk/">https://new.phonicsplay.co.uk/</a>  <a href="https://www.youtube.com/watch?v=mX3em885BpQ">https://www.youtube.com/watch?v=mX3em885BpQ</a>  <a href="https://www.youtube.com/watch?v=euxN7LG0oLc">https://www.youtube.com/watch?v=euxN7LG0oLc</a>  <a href="https://www.youtube.com/watch?v=VR_IgfIqz10">https://www.youtube.com/watch?v=VR_IgfIqz10</a>
3	<p>Today we are going to look at spiders.</p> <ul style="list-style-type: none"> <li>Watch <a href="https://www.youtube.com/watch?v=WUx2qqPUyOI">https://www.youtube.com/watch?v=WUx2qqPUyOI</a></li> <li>Label the parts of the spider and colour him in. (Page 7)</li> </ul> <p><b>Challenge –</b> Write the parts when labelling, don't cut &amp; stick. Find out some facts about spiders and make a little book. Find out how to make a book out of 1 piece of A4 paper.</p> <p><a href="https://www.youtube.com/watch?v=sDdTdyzueDU">https://www.youtube.com/watch?v=sDdTdyzueDU</a></p>	<p><b>Months of the year.</b></p> <ul style="list-style-type: none"> <li>Listen <a href="https://www.youtube.com/watch?v=Fe9bnYRzFvk">https://www.youtube.com/watch?v=Fe9bnYRzFvk</a></li> <li>Which month is your birthday? Can you write the month down?</li> </ul> <p><b>Challenge</b> Write a list of everyone in your family and the month they were born.</p>	<a href="https://www.purplemash.com/sc/h/beaupre">https://www.purplemash.com/sc/h/beaupre</a>  <a href="http://www.numberjacks.co.uk/">http://www.numberjacks.co.uk/</a>	<a href="https://www.youtube.com/watch?v=TvMyssfAUx0">https://www.youtube.com/watch?v=TvMyssfAUx0</a>  <a href="https://www.youtube.com/watch?v=R087IYrRpgY">https://www.youtube.com/watch?v=R087IYrRpgY</a>
4	<p>Today we are going to look at ants.</p> <ul style="list-style-type: none"> <li>Watch <a href="https://www.bbc.co.uk/iplayer/episode/b0b3fz4p/andys-safari-adventures-series-1-18-andy-and-the-weaver-ants">https://www.bbc.co.uk/iplayer/episode/b0b3fz4p/andys-safari-adventures-series-1-18-andy-and-the-weaver-ants</a></li> <li>Listen to the story 'Hey Little Ant' by Phillip &amp; Hannah Hoose <a href="https://www.youtube.com/watch?v=ehH6l6v5sYM">https://www.youtube.com/watch?v=ehH6l6v5sYM</a></li> </ul>	<p><b>Seasons of the year.</b></p> <ul style="list-style-type: none"> <li>Listen to the song <a href="https://www.youtube.com/watch?v=VEGcSyPGIwY">https://www.youtube.com/watch?v=VEGcSyPGIwY</a></li> <li>Match the picture to the correct season. (Page 13)</li> </ul>		<a href="https://www.youtube.com/watch?v=3NOzgR1ANc4">https://www.youtube.com/watch?v=3NOzgR1ANc4</a>

## Rainbow Class – Home Learning – w/c 15<sup>th</sup> June, 2020 - 'The World Around Us

	<ul style="list-style-type: none"> <li>Think how you would feel if you were an ant. Write a sentence to say whether you think the boy should 'squish' the ant.(Page 11 )</li> </ul> <p>Cut out coloured paper to make the boy's hair and the ant or you could just colour it in. Don't forget to add his eyes, nose and glasses.</p> <p><b>Challenge</b> Write 3 sentences independently. Make sure you read what you have written. Does it make sense? If you cannot read it, how can I?</p> <p>More clips to watch; <a href="https://www.bbc.co.uk/programmes/b01rlxy/clips">https://www.bbc.co.uk/programmes/b01rlxy/clips</a></p>	<p><b>Challenge</b> Independently write the correct season name by each tree.</p>		<p>Keep practising your handwriting. Make sure you are forming each letter correctly. Don't get into bad habits. Remember, we use cursive handwriting.</p>
5	<p>We are going to learn about worms.</p> <ul style="list-style-type: none"> <li><b>Listen to the story 'Super Worm' by Julia Donaldson.</b> <a href="https://www.youtube.com/watch?v=aO_DVaYVW_o">https://www.youtube.com/watch?v=aO_DVaYVW_o</a></li> <li><b>Make a Wormery.</b></li> </ul>  <p><a href="http://www.bbc.co.uk/gardening/gardening_with_children/homegrownprojects_watchworms.shtml">http://www.bbc.co.uk/gardening/gardening_with_children/homegrownprojects_watchworms.shtml</a></p> <ul style="list-style-type: none"> <li><b>Complete a Worm Observation.</b> Never touch your jelly worm or your face after touching the earthworm. Make sure you wash your hands first!!!!(Page 10)</li> </ul> <p>You will need:</p> <ol style="list-style-type: none"> <li>1. A jelly worm sweet</li> <li>2. A real earthworm.</li> <li>3. Paper clips</li> </ol> <p><b>Challenge</b> Write a few sentences telling me whether you like or dislike worms and why?</p>	<p>Test your knowledge.</p> <ul style="list-style-type: none"> <li>Play the board games on pages 14,15,16.</li> </ul>		
<p><b>Additional Activities</b></p>		<p><b>Art &amp; Design</b></p> <ul style="list-style-type: none"> <li><b>Make a Marching Ant</b> (Page 8 &amp; 9) Remember to attach a stick underneath so that it pokes out of the back. Then, hold onto the stick and make your ant walk.</li> <li><b>Make your own spiders web</b> Use twigs and grass to weave your own web.</li> <li><b>Make a ladybird out of an egg box.</b></li> <li><b>Make mini beasts with leaves &amp; twigs</b></li> </ul>	<p><b>Understanding the World</b></p> <p><b>Make a bug hotel</b> We have a bug hotel at school. Can you make one at home? If you are at school, have a look at the bug hotel and see if you can find any mini beasts.</p> <p><a href="https://schoolgardening.rhs.org.uk/resources/projects/make-a-bug-hotel">https://schoolgardening.rhs.org.uk/resources/projects/make-a-bug-hotel</a></p>	<p><b>Yoga</b></p> <p><a href="https://www.youtube.com/watch?v=uyi5Lo_oYWvg">https://www.youtube.com/watch?v=uyi5Lo_oYWvg</a></p> <p><b>Songs</b></p> <p>The Ants Go Marching One by One <a href="https://www.youtube.com/watch?v=Pjw2A3QU8Qg">https://www.youtube.com/watch?v=Pjw2A3QU8Qg</a></p> <p>Incy Wincy Spider</p>

## Rainbow Class – Home Learning – w/c 15<sup>th</sup> June, 2020 - 'The World Around Us

<https://www.twinkl.co.uk/home-learning-hub>

- **Draw round your hand and make a picture of the 4 seasons of the year.**



<https://www.woodlandtrust.org.uk/blog/2019/09/how-to-build-a-bug-hotel/>

**Make some mini beast snacks out of fruit and vegetables.** What can you use? Be creative and send me a photo.



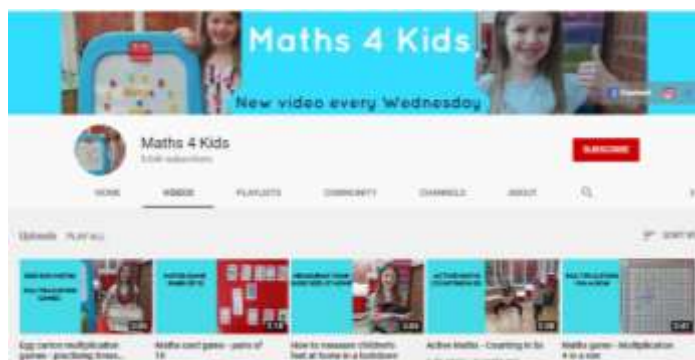
**Listen to a story from around the world about ants.**  
<https://www.youtube.com/watch?v=bN7KIMmwlc>

<https://www.youtube.com/watch?v=5HywK3l5GXQ>

**NB Please revisit the ideas from previous week's as it is good to repeat them so that your child has a deeper understanding**

**Please don't feel that you have to print off the templates.** They are just there to help you and give you some ideas if you need them. You can just do the work on plain or lined paper.

If you would like some extra Maths activities to try, check out the Maths 4 kids YouTube channel. They upload a new video every Wednesday and have some fun ideas in a range of Maths topics. They have ideas that are relevant for different year groups so make sure you pick something that you are familiar with.



For an extra fun challenge, search for '30 day Lego challenge' on google.






















Name.....

# Minibeast Spotting

Keep your eyes open!

Which minibeasts have you seen? (tick the circles)

			
ladybird <input type="checkbox"/>	butterfly <input type="checkbox"/>	spider <input type="checkbox"/>	beetle <input type="checkbox"/>
			
ant <input type="checkbox"/>	fly <input type="checkbox"/>	worm <input type="checkbox"/>	wasp <input type="checkbox"/>
			
bee <input type="checkbox"/>	slug <input type="checkbox"/>	dragonfly <input type="checkbox"/>	
			
grasshopper <input type="checkbox"/>	snail <input type="checkbox"/>	newt <input type="checkbox"/>	
			
snake <input type="checkbox"/>	centipede <input type="checkbox"/>	frog <input type="checkbox"/>	
			
	woodlouse <input type="checkbox"/>		



SparkleBox © Copyright 2009, SparkleBox Teacher Resources (www.sparklebox.co.uk)



Name.....

## My Minibeast Discovery Sheet



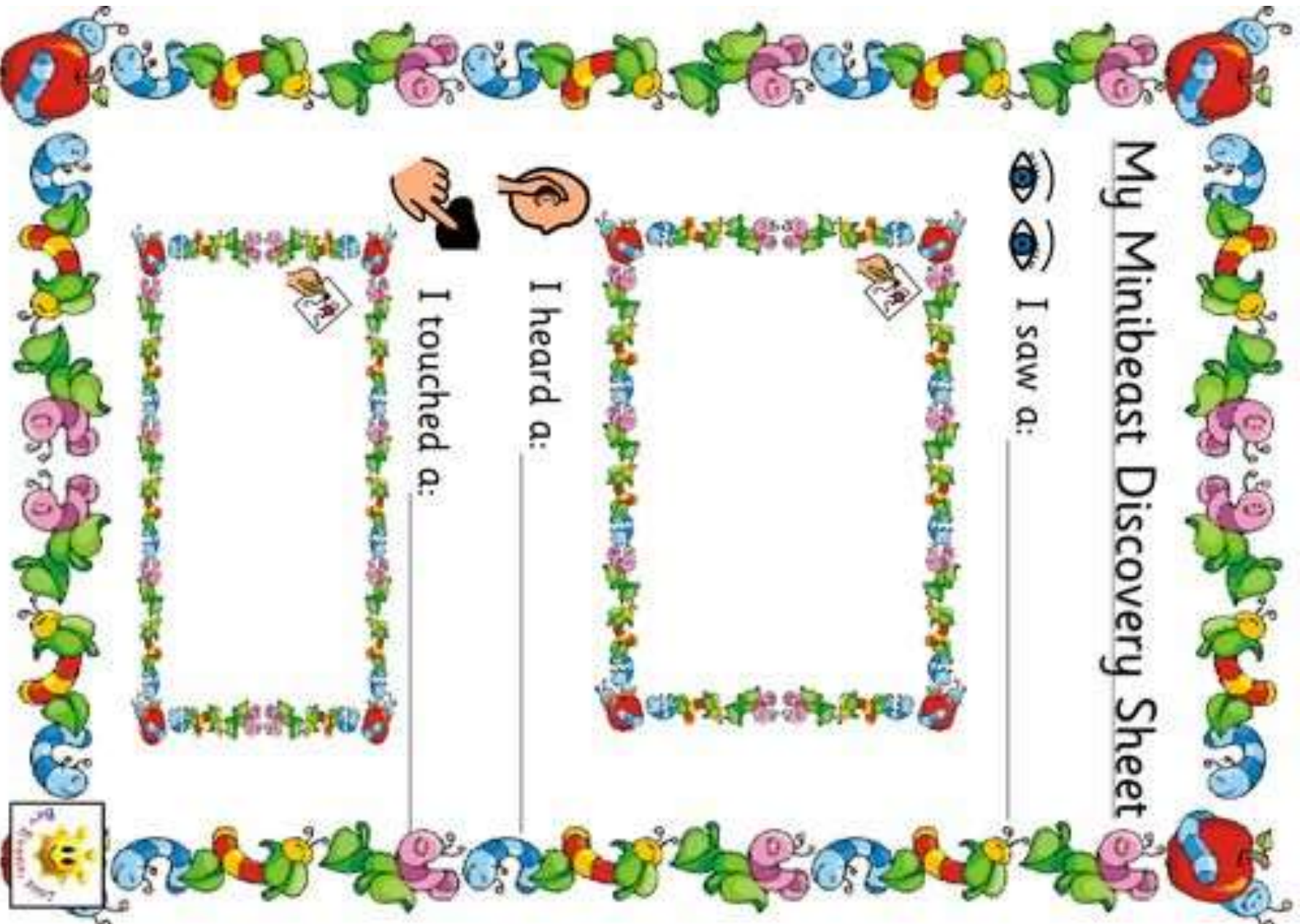
I saw a: \_\_\_\_\_



I heard a: \_\_\_\_\_




I touched a: \_\_\_\_\_



name: \_\_\_\_\_

PARTS OF A SPIDER



eyes	head	feelers
legs	abdomen	spinnerets




Antennae

--

Head

--

Abdomen






Walking Ant Craft Page 2 Of 2


Legs


Thorax

Base

--

Name _____	
	
<b>Gummy Worm vs. Earth Worm</b>	
Here's a picture of my Gummy Worm.	Here's a picture of my Earth Worm.
My Gummy Worm is _____ paper clips long.	My Earth Worm is _____ paper clips long.
When I touched my Gummy worm it _____	When I touched my Earth worm it _____
I know my Gummy Worm is living/nonliving because _____	I know my Earth Worm is living/nonliving because _____



Do you think the boy should 'squish' the ant?

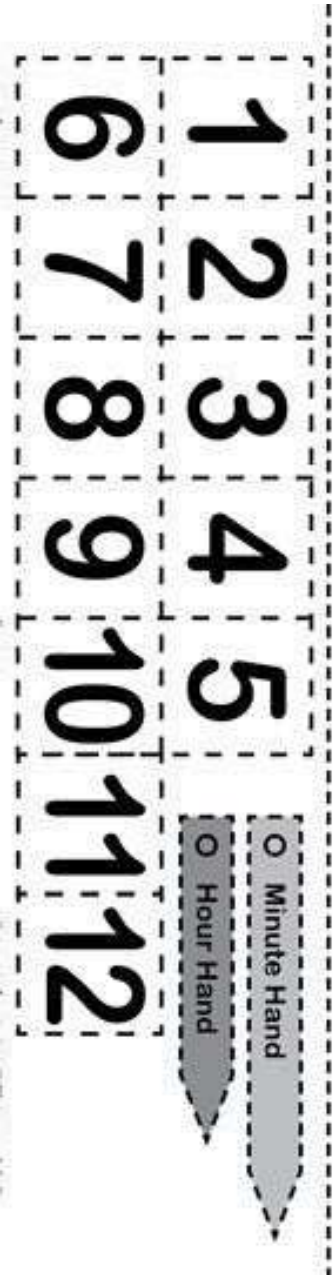
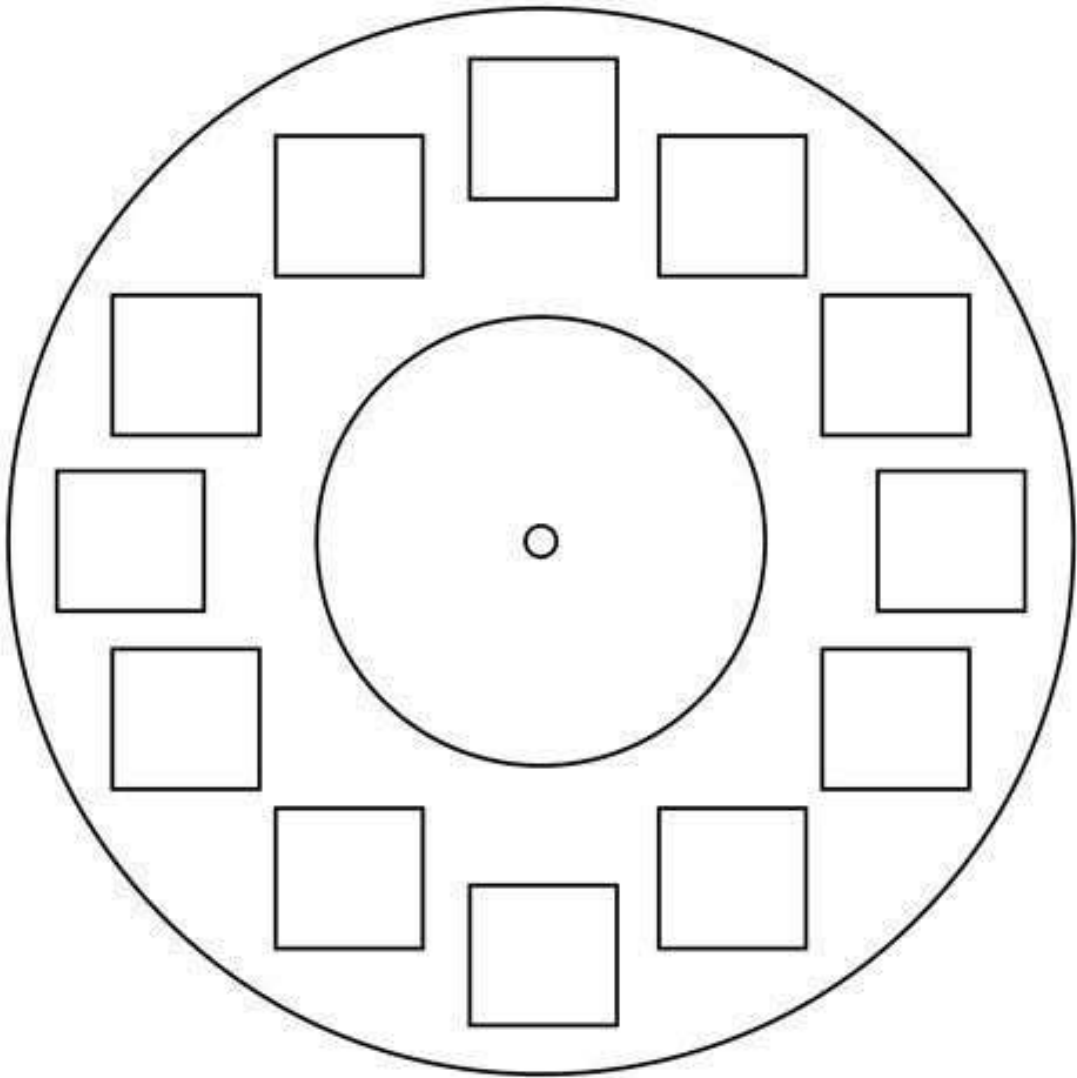
---



---


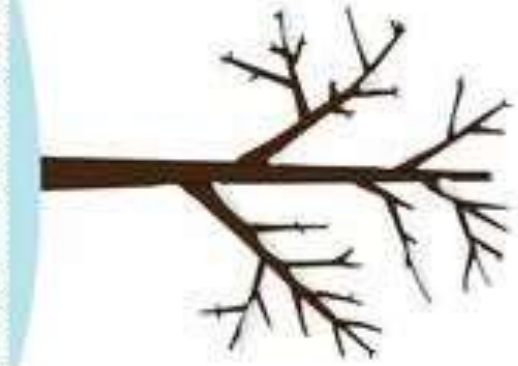
---


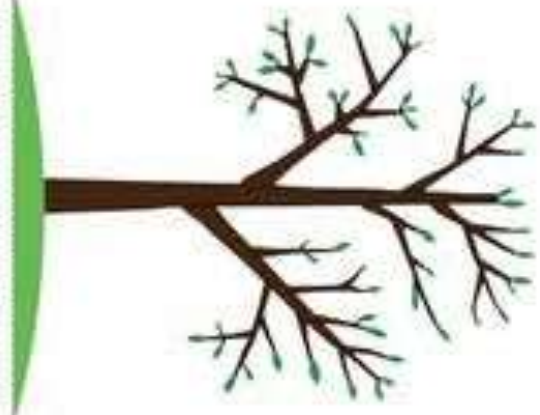
---



Name: \_\_\_\_\_






























Name.....




# Seasons, month and days of the week

START

1  
What day do you have English lesson?



2  
2  
How many months are there in a year?

3  
In which month is Christmas?

6  
Which is your favorite season? Why?


7  
MISS A TURN

8  
In which season does it rain a lot in your country?

9  
Say the days of the week.

10  
Say 2 sports you can do in winter.


15  
What is typical for spring in your country?




16  
It's snowing. Build a snowman.


17  
What is typical for winter in your country?

18  
Go and pick some tulips.


20  
20  
GO FORWARD 2 SQUARES

21  
22  


23  
It is hot. Go for a swim.

24  


25  
What is your favorite day? Why?

26  


27  
What is typical for summer in your country?

28  
What's the weather like today?

29  
GO BACK 3 SQUARES


30  
It is a nice fall day. Go and fly a kite.

31  
When is your birthday?


32  
MISS A TURN

33  
In what month is it hot in your country?


34  
What is typical for fall in your country?

35  


36  
Do you celebrate Mother's day? When?

37  


38  
When are your holidays?

39  


40  
Do you prefer hot or cold weather?

41  
GO BACK 3 SQUARES

42  
Do you prefer winter or summer? Why?

43  
Which season don't you like? Why?

44  
In which season is Easter?

45  
What do you do when it's very cold outside?


FINISH

14

# SLIDES AND LADDERS

## Days of the Week

Directions: Roll a die. Move your marker that many spaces. Read the word. If you are correct, you can stay. If you are not correct, move back. If you land on a ladder, climb up. If you land on a slide, slide down. The first one to the end is the winner!



END	28	Sunday	27	Wednesday	26	Monday	25	Friday
20	21	Saturday	22	Monday	23	Thursday	24	Tuesday
19	18	Wednesday	17	Thursday	16	Tuesday	15	Monday
12	11	Thursday	10	Wednesday	13	Sunday	14	Friday
1	2	Monday	3	Thursday	4	Saturday	5	Tuesday
14	15	Friday	16	Sunday	17	Monday	18	Wednesday
START	6	Friday	7	Wednesday	8	Sunday	9	Tuesday

Copyright © 2010 by Mrs. Lane



