

Storytime with Mrs Eaves




Buddy's Rainforest Rescue by Ellie Jackson & Laura Callwood
<https://www.youtube.com/watch?v=tk6tEDwcxSc&feature=youtu.be>

A story for you: Rainforest Explorers by Marnie Willow

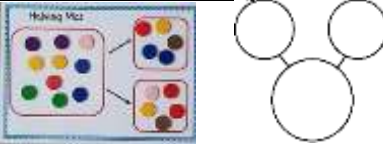
<https://www.youtube.com/watch?v=YfU2qyWssiI>

| Task | Literacy | Maths Halving | Number | Phonics |
|------|---|--|---|--|
| 1 | <p>Adults: This week we will be looking at the challenges the 'Rainforest' faces, especially deforestation, and what we can do to help.</p> <ul style="list-style-type: none"> Look at the map of Rainforests around the world. (Page 5) Discuss where they are on the map and their names. How many are there? Can you find our country, the UK? Do we have a Rainforest in our country? Listen to the story I have read for you, Buddy's Rainforest Rescue. See the link at the top of the page. Think about the story you have just listened to. What was happening in Buddy's rainforest and why? Do you think it is a good thing? Using the template on page 6, write how Buddy is feeling and what he is thinking after his home was cut down. Colour Buddy in but, make sure you use the right colours. Orangutans are not pink! <p>Challenge - Write a sentence at the bottom of page 6, explaining what has happened to Buddy's home/habitat. Remember: finger spaces, full stops, sentences start with a capital letter, write on the line and sound out the word before you try to write it. <u>Note to adults – the children need to use their own phonic knowledge to write each word. It does not matter if it's spelt incorrectly.</u></p> | <p>This week we are looking at a halving This is two <u>equal</u> parts. Each part has to be exactly the same size or it's just not half! Half can be written like this $\frac{1}{2}$.</p> <ul style="list-style-type: none"> Watch the 'Learn to Half' story https://www.youtube.com/watch?v=663FhDCwhkY Complete the halving activity on page 13 to check your understanding. <p>Challenge – Can you find anything in your house that, if cut down the middle, could be made into two equal parts?</p> | <p>Number</p> <p>Can you say the number that is before it, one more than, one less than? Can you count objects to this numbers? Can you write this number? Can you share out this number of objects between 2 people equally? Is there any left over?</p> <p>What two numbers when added together make 11 and how many can you think of? Can you write them down in a number sentence?</p> <p>11</p> <p>https://www.youtube.com/watch?v=IQzjFvHMLvA</p> | <p>Phonics Recap</p> <p>Use the www.phonicsplay.co.uk website to investigate these sounds along with words around you and in books – also use the 'you tube' clips to help and the websites.</p> <p>ure, er</p> <p>(ure – as in manure. The action is: holding your nose, as if there is a foul smell and then wafting the smell away gently with the other hand)</p> |
| 2 | <p>Watch the 'Newsround' clip. https://www.bbc.co.uk/newsround/39492207</p> <ul style="list-style-type: none"> Can you find/think of 2 things which contain palm oil. <p>Then, Listen to this lovely story. There's a Rang-Tan in my Bedroom. By James Sellick</p> | <p>Watch BBC Numberblocks series 2 Episode 10, Half Time https://www.youtube.com/watch?v=azVL530KCgA</p> | | |

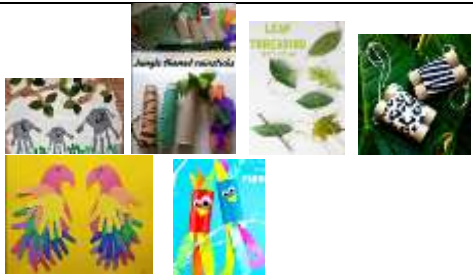

Rainbow Class – Home Learning – w/c 8th June, 2020 - 'The World Around Us – The Rainforest

| | | | | |
|---|--|--|--|--|
| | <p>https://www.youtube.com/watch?v=4DLRMu_3Gug</p> <p>And</p> <ul style="list-style-type: none"> How many animals can you list that were running away from the diggers? Page 11. | <ul style="list-style-type: none"> Draw a picture of a pizza and colour it in. Can you now cut it into 2 equal parts? <p>Challenge – If you wanted your pizza to be divided into $\frac{1}{4}$'s how many pieces would you have? Can you cut it into $\frac{1}{4}$'s?</p> | <p>https://www.youtube.com/watch?v=mGhBoEcK6rY</p> | <p>http://www.letters-and-sounds.com/</p> <p>https://new.phonicsplay.co.uk/</p> |
| 3 | <p>Watch the short animation on deforestation. https://www.youtube.com/watch?v=nUstYi4o2VQ</p> <p>What is deforestation? The cutting down or burning of forests to clear the land to be used for something else. What will happen if all the rainforests disappear and we chop them all down?</p> <ul style="list-style-type: none"> Draw/paint a poster or make a sign to tell people to stop chopping down the trees. You can make it out of anything you like. Take a photograph and send it to me.  | <ul style="list-style-type: none"> Make a chain snake out of paper. Can you cut it in half? Are they the same? Why?  <p>Challenge – Can all numbers be halved? Why?</p> | <p>https://www.youtube.com/watch?v=pcAc9-85ZEY</p> <p>https://www.youtube.com/watch?v=gJOQ4qnNBdA</p> | <p>https://www.youtube.com/watch?v=mX3em885BpQ</p> <p>https://www.youtube.com/watch?v=W8Jp5MutVIQ</p> <p>https://www.youtube.com/watch?v=yVyrY9jpVjI</p> |
| 4 | <p>https://www.rainforestfoundationuk.org/media.ashx/rainforest-action-pack-in-house-print.pdf This pack has some very useful information about the Rainforest. There is a fun quiz at the end. Check how much you have learnt. Think about Boukou and his home. Look at the picture of his school. What must it be like to live in a forest? What clothes and shoes would you wear? What would the weather be like?</p> <ul style="list-style-type: none"> Discuss this with your grown up. Then, write a list of the things you might take in a suitcase if you were going to visit Boukou. (Page 7) You could dress up as if you were going to the rainforest. Take a photograph dressed in your Rainforest outfit and send it to me. <p>Challenge – Can you write your name and address on the luggage label to attach to your suitcase? (Page 8)</p> | <ul style="list-style-type: none"> Cut an apple in half (or any fruit or vegetable). Are they the same? Do they need to be the same to be halves? Use the halved fruit to make a printed picture. You could send me a photograph of your finished work of art.  <p>Challenge – Can all shapes be cut in half equally?</p> | <p>https://www.educationcity.com/</p> <p>https://www.purplemash.com/sc/h/beaupre</p> <p>http://www.numberjacks.co.uk/</p> | <p>https://www.youtube.com/watch?v=mXC5F2hnDDc&t=2s</p> <p>.twinkl.co.uk/offer</p> |
| 5 | <p>We now know what deforestation is. But, why do people do it? Here are some websites with powerful pictures and messages. https://www.orangutans-sos.org/crisis/</p> <p>https://www.chesterzoo.org/schools/resources/what-is-deforestation/</p> <p>You are going to write a letter. What is a letter? When do we need them? Look at a letter that someone has written. I have done one to show you. How does it start? Dear. How does it end? From (who it's from) What is in the middle? What you want to say.</p> | <p>Using your addition mat from before the holiday. Put counters (or objects. You could use raisins) in the large circle. Can you divide them into two equal parts? How are you going to do this?</p> | | |

Rainbow Class – Home Learning – w/c 8th June, 2020 - 'The World Around Us – The Rainforest

| | | | | |
|--|--|--|---|--|
| | <ul style="list-style-type: none"> Write a letter, using the template (page 10), to Buddy telling him that you care about him and that you have made posters and signs to stop the people cutting down his trees. You could say that you are his friend and that you want to help him. Draw a picture on your letter of Buddy. <p>Remember: finger spaces, full stops, sentences start with a capital letter, write on the line and sound out the word before you try to write it. <u>Note to adults – the children need to use their own phonic knowledge to write each word. It does not matter if it's spelt incorrectly.</u></p> <div style="border: 2px solid black; padding: 10px; margin: 10px 0;"> <p>Dear Buddy,</p> <p><u>I was very sorry to hear about people chopping down your trees. It made me feel very sad but I am going to help you. I have made a poster to tell people not to cut down your forest.</u></p> <p>From</p> <p><u>Mrs Eaves</u></p> </div> <p>Challenge – Try to write three or four sentences and use connectives between sentences.. E.g. and, so, as, but, also.</p> <p>Use the above example to talk to your child about letter writing and that it starts with 'Dear' and ends with 'from'. Don't copy my example, they need to come up with their own ideas and have a good think about what they could write.</p> <p>Remember: finger spaces, full stops, sentences start with a capital letter, write on the line and sound out the word before you try to write it. <u>Note to adults – the children need to use their own phonic knowledge to write each word. It does not matter if it's spelt incorrectly.</u></p> |  <p>You could do this outside using this you've found. Draw the frame on the floor with chalk.</p> <p>Challenge – Draw one large circle and four smaller ones. If you divide your items into four equal parts, they would be divided into ? What numbers can you split into ¼'s ? Use objects to test your thinking.</p> | | |
| <p><u>Additional Activities</u></p> | <p>Art & Design</p> <ul style="list-style-type: none"> Make a parrot out of coloured paper. Make some explorer binoculars. Thread some 'rainforest' leaves to make a necklace. Make a jungle themed rainstick Make a handprint elephant picture. | <p>Understanding the World</p> <ul style="list-style-type: none"> Find out on your computer which Rainforest you might find Orangutans. Choose a rainforest animal and create a habitat for it. You could make a model | <p>Games</p> <p>https://new.phonicsplay.co.uk/ https://www.educationcity.com/ Snakes & Ladders https://www.topmarks.co.uk/Search.aspx?q=interactive%20snakes%20and%20ladders</p> | |

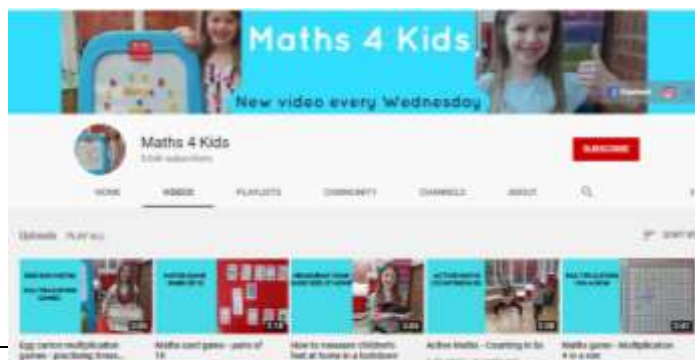
Rainbow Class – Home Learning – w/c 8th June, 2020 - 'The World Around Us – The Rainforest

| | | | |
|--|--|--|--|
| |  | <p>or make one outside using leaves, sticks and stones.</p> <ul style="list-style-type: none"> Use the template to draw what you can see in the rainforest. (Page 9) Create your own layers of the rainforest picture. You can cut the labels off the picture I have provided. (Page 12)  | <p>Songs Refer to last week's plans for additional songs.</p> <p>The Rainforest song https://www.youtube.com/watch?v=CVyMrPTm5tU</p> <p>The Animal Boogie https://www.youtube.com/watch?v=25_u1GzruQM&list=PLibVs6MSjy0geH03CdmDL9V4oVSW2i5U&index=12</p> <p>Layers of the Rainforest https://www.youtube.com/watch?v=YA3m7Naci6U&list=RDYA3m7Naci6U&start_radio=1</p> |
|--|--|--|--|

NB Please revisit the ideas from previous week's as it is good to repeat them so that your child has a deeper understanding

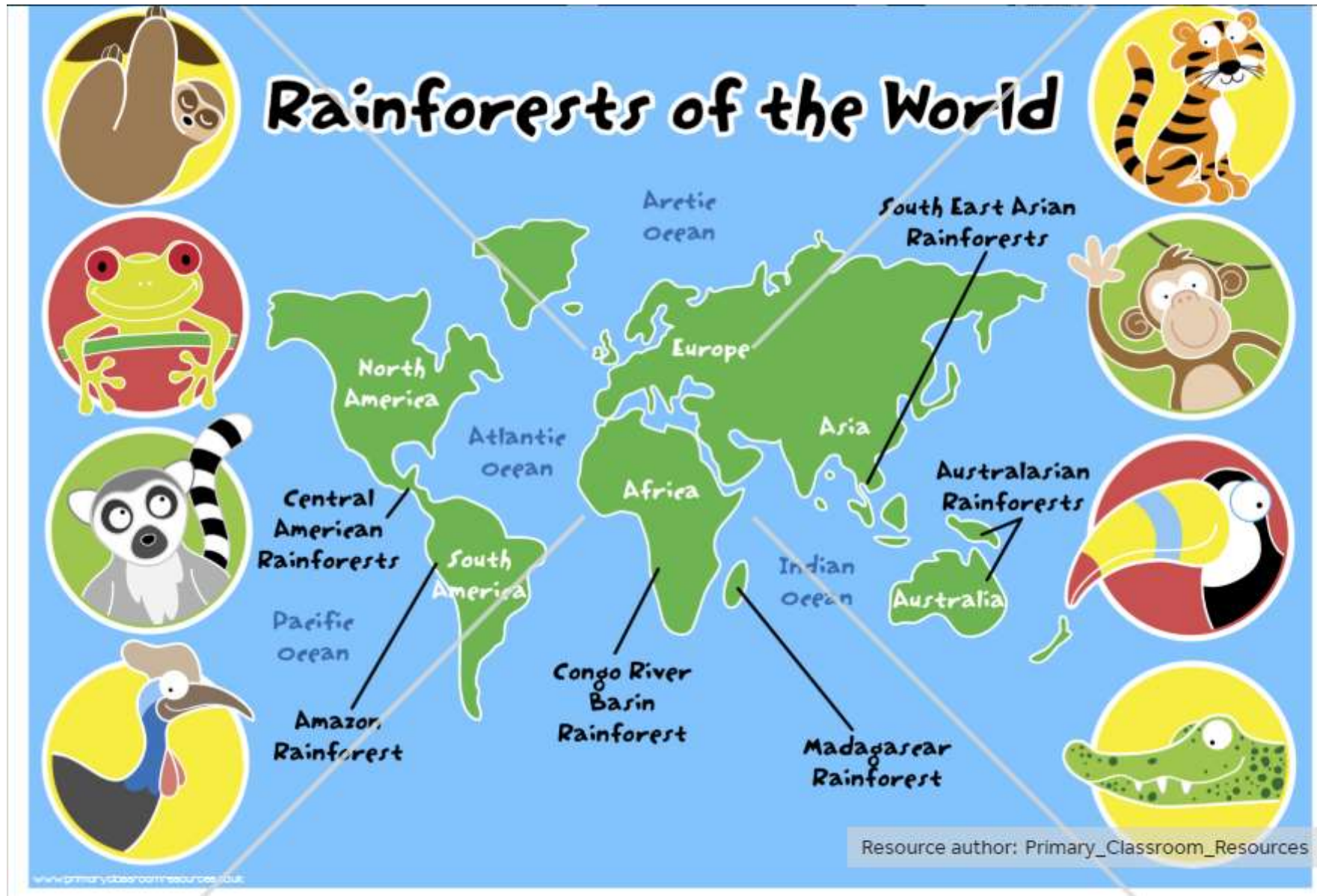
Please don't feel that you have to print off the templates. They are just there to help you and give you some ideas if you need them. You can just do the work on plain or lined paper.

If you would like some extra Maths activities to try, check out the Maths 4 kids YouTube channel. They upload a new video every Wednesday and have some fun ideas in a range of Maths topics. They have ideas that are relevant for different year groups so make sure you pick something that you are familiar with.




For an extra fun challenge, search for '30 day Lego challenge' on google.





What is Buddy thinking?

orangutan



Name.....

What I need to take with me to the
Rainforest



When I visit Boukou I will take

1 _____

2 _____

3 _____

4 _____

Name.....

My address label




Name: _____

Address: _____

Name.....



A vibrant illustration of a rainforest scene, featuring various green leaves, ferns, and trees in shades of green and brown, framing the central writing area.

Handwriting practice lines for a letter. The central area contains eight horizontal lines for writing. The word 'BUTTERFLY' is printed vertically on the left side of the first line.

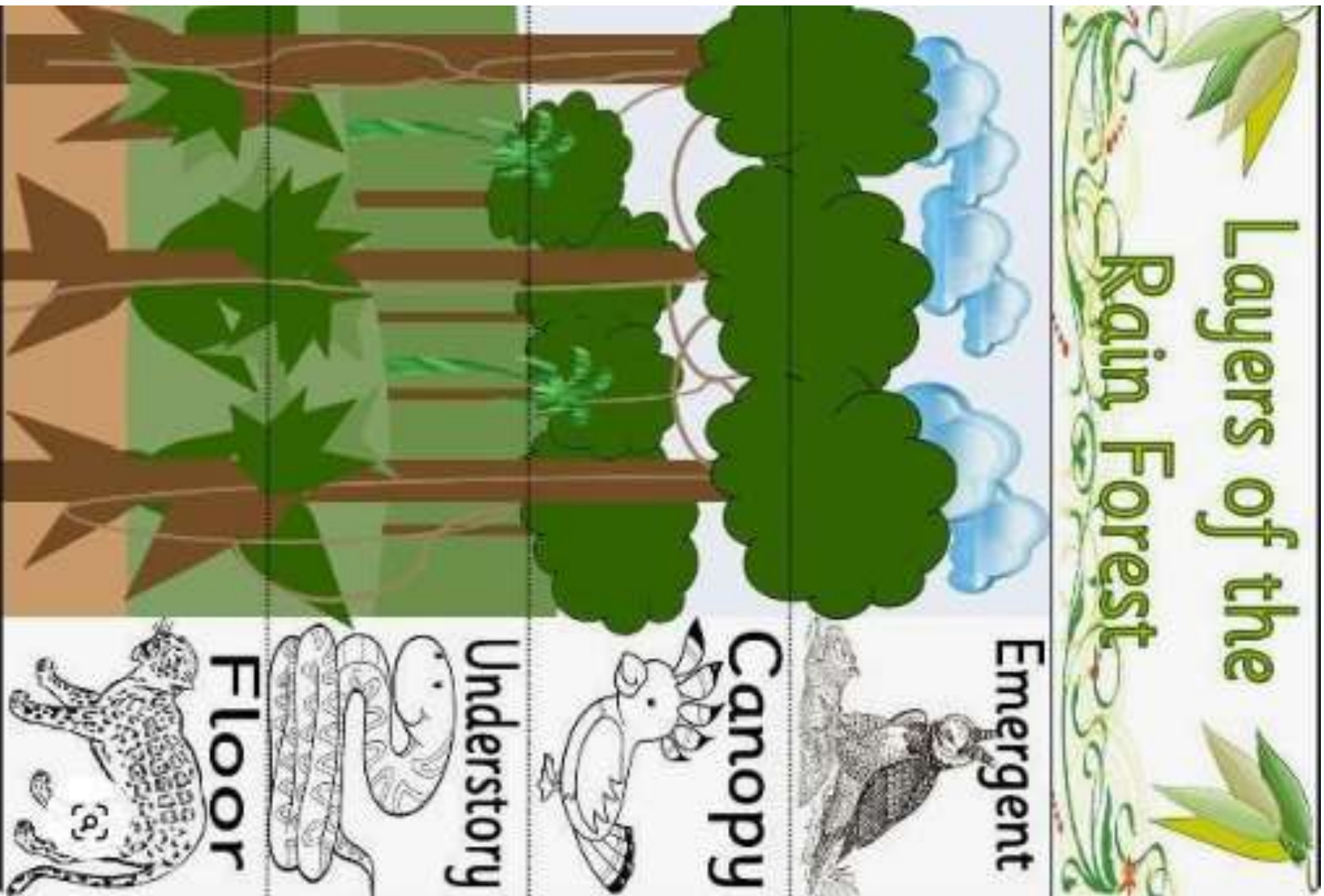
Letter to Buddy

Name.....



*There's a human in my forest,
and I don't know what to do.
He took away my family,
and I'm scared he'll take me too.*

In the story 'There's a Rang-Tan In My Bedroom', what other animals are running away from the digger?

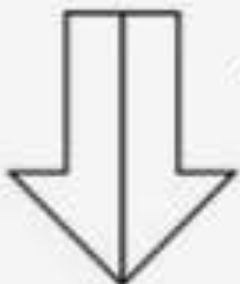
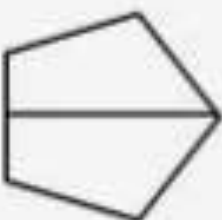

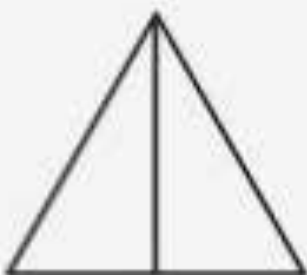
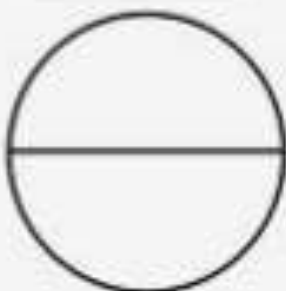


Use this to cut up and use on your own layers of the rainforest picture.

Name: _____ Date: _____

Halves of shapes

Can you colour in **one half** of the following shapes: $\frac{1}{2}$



Colour in $\frac{1}{2}$ of these shapes:

