

Blue Class – Home Learning – w.b. 11th May 2020

Dear Parents / Carers,

Thank you for your comments, questions, patience and photographs over the last few weeks, all have been greatly appreciated.

It is good to hear about how you and your children are getting on with this new way of working. I know that everybody has different priorities at the moment and I have been thinking about ways to try to make the children's work clearer and more straightforward to schedule.

Looking at the second work pack, I have reorganised the content for English and Maths into weekly blocks which I have then further divided down into daily sections of work. My hope is that this will help both you and your children to organise the time spent on these areas more easily and with less stress.

I plan on updating this on a weekly basis.

At this point I know that people are in different places in the work. If this doesn't fit with what you are doing and you would prefer to stick to your own approach, then that is absolutely fine too.

I have left the topic and science tasks on the original planner so that you and your children can find your own way through and follow your areas of interest as they arise and as time allows.


I have attached some worksheets to this plan but I have also put some resources and worksheets on to Purple Mash which is the learning App that all the children have a login for, they were given their user name and password in the original work pack that they brought home, however if they have forgotten their login then contact me via the class email and I will send it through to you. There are also some instructions attached to help you login.

As usual, please feel free to e-mail blue@beaupre.cambs.sch.uk if you have any questions.

Keep looking after yourselves and don't forget to keep sending the photos for the newsletter, they are greatly appreciated by everybody.

Miss Carpenter

Blue Class – Home Learning – w.b. 11th May 2020

Task	English - Reading	English - Writing	Maths
1	<p>We are going to continue using our book 'Meerkat Mail' by Emily Gravet</p> <p>Have a look at the book if you have it or listen to it being read on the Youtube video.</p> <p>What adjectives has the author used to describe things?</p> <p>Try making a list of them.</p> <p>https://www.youtube.com/watch?v=DcwuTRQ16MU</p>	<p>Imagine that you were going on a big adventure, you will be away for quite a long time, what would you need to take with you? Why would you need those things?</p> <p>Have a go at writing a list of the things you would take and explain why you would need them. Remember you would have to carry everything so think carefully about each object, how heavy is it? Can you pack it without it getting broken? Would it work if you are somewhere where there is no electricity?</p> <p>There is a suitcase template attached to this plan and also in the Blue class folder in purple mash. Have a go at drawing and labelling all the things that you would pack to go on your adventure.</p>	<p>Maths brain warm-up: count in ones but start at 11 and go up to 50. Can you count back down again?</p> <p>We are going to continue looking at addition and subtraction this week. There are some free activities on the White Rose Maths website and there are also daily lessons on the BBC bitesize website (click on the links below).</p> <p>I have also put some worksheets in the blue class folder in Purple Mash and there are also some challenge tasks for those of you who would like to have a go at them.</p> <p>Remember to show your working out when solving problems.</p> <p>https://whiterosemaths.com/homelearning/year-2/</p> <p>https://www.bbc.co.uk/bitesize/tags/z7s22sg/year-2-and-p3-lessons/1</p>
2	<p>Meerkat Mail by Emily Gravet</p> <p>https://www.youtube.com/watch?v=DcwuTRQ16MU</p>	<p>So you have packed your suitcase and you are ready to go off on your adventure, but where are you going to go?</p> <p>Either choose a real country/place to describe in detail or you could make up an imaginary place to go and describe that. Remember to include lots of detail about what the place looks like, what the weather is like, what are the people like etc...</p> <p>You could make a poster showing what your country/place looks like.</p> 	<p>Maths brain warm up: have a look at the first 'to do' in your 2Dos folder in purple mash can you master the game?</p> <p>Continue to look at addition and subtraction problems, I have put some in your work folder on Purple Mash or have a look at the links below.</p> <p>https://whiterosemaths.com/homelearning/year-2/</p> <p>https://www.bbc.co.uk/bitesize/tags/z7s22sg/year-2-and-p3-lessons/1</p>

Blue Class – Home Learning – w.b. 11th May 2020

3	<p>Lets find out a bit more about meerkats, if you have got any books about animals have a look at the index and see if there is anything about meerkats. Or you could have a look at the links below and read about them.</p> <p>https://www.natgeokids.com/uk/discover/animals/general-animals/meerkat-facts/</p> <p>https://www.sciencekids.co.nz/sciencefacts/animals/meerkat.html</p> <p>Here are some video links about meerkats.</p> <p>https://www.youtube.com/watch?v=8fCBIsWm-lg</p>	<p>Make some notes about meerkats so that you can use them later to plan and write a fact file for this animal.</p> <p>Try and think of some questions about meerkats that you would like to find the answer to and write them down.</p> <p>You could even watch the meerkats at Newquay zoo and write down what they do! Click on the link below.</p> <p>https://www.newquayzoo.org.uk/explore/webcam</p>	<p>Maths brain warm up: can you say your five times table? Have a look at this link and sing along https://www.youtube.com/watch?v=gfRVYPcfecE</p> <p>Continue to work on solving the problems for addition and subtraction</p> <p>Can you some problems of your own for someone in your family to solve?</p> <p>https://whiterosemaths.com/homelearning/year-2/</p> <p>https://www.bbc.co.uk/bitesize/tags/z7s22sg/year-2-and-p3-lessons/1</p>
4	<p>Choose one of your own books to read to someone, remember to read clearly so that they can hear you.</p>	<p>Using the notes you made in the previous task, plan out your Meerkat fact file. What is the important information you want to include? Think about using adventurous words in your sentences</p>	<p>Maths brain warm up: write down all the even numbers between 0 and 50</p> <p>Continue working on the addition and subtraction problems remembering to show your working out.</p>
5	<p>What did you think about the story 'Meerkat Mail' by Emily Gravet? https://www.youtube.com/watch?v=DcwuTRQ16MU</p> <p>Write a book review to tell everyone your opinion of the book Would you recommend it to someone else?</p> <p>If you would like to use it, I have put a book review template on purple mash.</p>	<p>Use your planning notes to make a fact file about meerkats.</p> <p>I have attached a template to this plan and also put one in your '2Do ' folder in purple mash if you would like to use it or design your own</p>	<p>Maths brain warm up: how many 2D and 3D shapes can you name in 3 minutes? Get someone to time you.</p> <p>Continue working on the addition and subtraction problems remembering to show your working out. https://whiterosemaths.com/homelearning/year-2/</p> <p>https://www.bbc.co.uk/bitesize/tags/z7s22sg/year-2-and-p3-lessons/1</p>

Empty Suitcase Activity




Meerkat Fact File

Description:

Habitat:

Diet:

Other interesting facts:



Book Review

Book review by: _____

Title: _____

Author: _____ ☐ _____ ☐

What is the book about?

Who would this book be suitable for? Age/interests

Age:

4 5 6 7 8 9 10 11 12

Interest:

Sport Animals History Stories Countries

Poetry Cooking Funny Sad For Boys

For Girls Toys Activities Pictures Other

Would you/would you not recommend the book? Why?

☐☐

Would recommend

Would not recommend

Why?



Book Illustration

Blue Class – Home Learning – w.b. 11th May 2020

Miss Carpenter has 12 cups. She finds 6 more. How many cups does she have all together?




Ben has 20 sweets. He eats 10 sweets. How many are left?



Alex has 7 books. Alfie gives him 9 more. How many books does Alex have now?



A hen lays 16 eggs. She lays 4 more. How many eggs are there?



There are 9 butterflies. 5 fly away. How many butterflies are left?



Lily has 14 umbrellas. Riley has 4. How many umbrellas do they have all together?









Ronny has 18 toy cars. He breaks 3. How many toys cars does he have left?



Archie has 20 marbles. He loses 8 marbles. How many marbles does he have left?



<p>There are 65 children at Hill School. 17 children have packed lunch. 12 children go home for lunch. The other children have a school lunch. How many children have a school lunch?</p> 	<p>Adam buys a comic with some of his pocket money. He uses these five coins to pay.</p>  <p>How much money has he got left from the £1?</p>	<p>Helen has some raspberries. She eats two of them. Then she eats half of what is left. She now has 7 raspberries. How many raspberries did she have to start with?</p> 	
<p>There are 25 people on the bus. Then 15 more get on. At the next stop, 8 get off the bus. How many people are now on the bus?</p> 	<p>Alfie has 24 fish. One Saturday, he catches 18 more. The next day his cat eats 12. How many are left?</p> 	<p>Gracie has £1.00 She buys two lollipops costing 25p each and a drink for 29p. How much money does she have left?</p> 	

1. Tom has 100 toy cars. He bought 32 more, how many toy cars does he have altogether?
2. Jon saw 45 boys and 44 girls at the park. How many children did Jon see altogether?
3. Jane's family drove 23 miles to see her grandparents and 23 miles back. How many miles did they drive in total?
4. Will scored 120 points in a board game and Pat scored 73 points, how many points did they score altogether?
5. Tim collected 162 shells on a beach and Lucy collected 34, how many did they collect in total?
6. Tom has 24 toy cars. He bought 42 more, how many toy cars does he have altogether?
7. Jon saw 25 boys and 34 girls at the park. How many children did Jon see altogether?
8. Will scored 12 points in a board game and Pat scored 33 points, how many points did they score altogether?

9. Tim collected 62 shells on a beach and Lucy collected 34, how many did they collect in total?

10. Tom has 23 shells and Pat has 21 shells. How many shells altogether?

11. Jon has 13 toy cars and Tim has 34 toy cars. How many toy cars altogether?

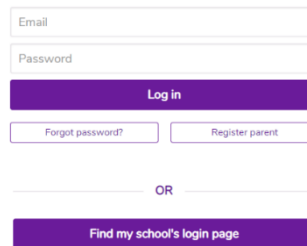
12. Biff has 31 sweets and Chip has 21 sweets. How many sweets altogether?

13. Chip has 22 shells and Chip has 34 stones. How many stones altogether?



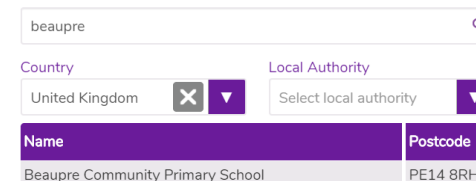
How to access Purple Mash

1. Do a google search for Purple Mash
2. Click on 'find my school's login page



The image shows the Purple Mash login page. It features a white background with a purple header. Below the header, there are two input fields: 'Email' and 'Password'. Below these fields is a purple 'Log in' button. Underneath the button are two smaller buttons: 'Forgot password?' and 'Register parent'. At the bottom, there is a horizontal line with the word 'OR' in the center, and below that is a purple button labeled 'Find my school's login page'.

3. Type beaupre in the search bar then double click on the school name/postcode

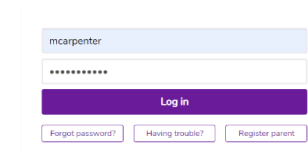


The image shows the search results on the Purple Mash website. At the top, there is a search bar with the text 'beaupre' and a magnifying glass icon. Below the search bar, there are two dropdown menus: 'Country' with 'United Kingdom' selected, and 'Local Authority' with 'Select local authority' selected. Below these menus is a table with two columns: 'Name' and 'Postcode'. The table has one row with the following data:

Name	Postcode
Beaupre Community Primary School	PE14 8RH

4. Type in your username and password then click login

Beaupre Community Primary
School

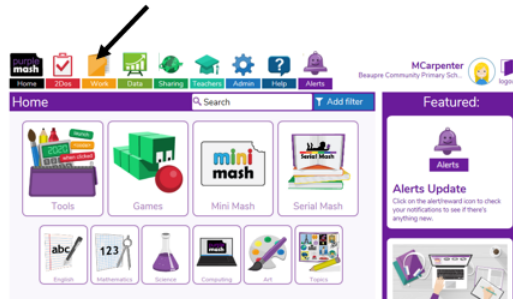


The image shows the login page for Beaupre Community Primary School. It features a white background with a purple header. Below the header, there are two input fields: 'Username' with the text 'mcarpenter' and 'Password' with a masked password '*****'. Below these fields is a purple 'Log in' button. Underneath the button are three smaller buttons: 'Forgot password?', 'Having trouble?', and 'Register parent'.

5. Either click on the red 'To Do' box at the top to find some templates to help you or click on the yellow 'work' folder then click on the blue class folder to find some resources and work sheets.

Blue Class – Home Learning – w.b. 11th May 2020

Click yellow work folder



Click on 'Class' then click on 'Blue Class'